

NEW BERN



NORTH CAROLINA

Everything comes together here

Departmental Monthly Reports

April 2016

Table of Contents

Development Services	1
Finance	4
Fire	5
Human Resources	6
Parks & Recreation	7
Police	8
Public Utilities	11
Public Works	15

Development Services

Inspections:

Overview	2015 YTD	% Change from Last Year	2016 YTD	Mar 2016	% Change from Previous Month
Commercial Permits – New Construction	44	34%	59	12	-43%
Residential Permits – New Single Family	36	-28%	26	8	60%
Residential Permits – Additions/Remodels	68	-13%	77	25	19%
Mobile Homes	3	300%	10	1	-67%
Signs	15	7%	16	3	-57%
Certificates of Occupancy – Residential	23	65%	38	19	171%
Certificates of Occupancy – Commercial	9	-200%	2	0	-100%
Total Permit Valuation	\$16,681,174	38%	\$23,032,479	\$5,364,443	-40.32%

Significant Issues:

- **UNC SOG-DFI Initiative:** On 4/25 city department heads met with representatives from Ratio Architects and DFI to review and provide feedback on proposed design options for each of the selected redevelopment sites. Overall density and massing were discussed, and Ratio has revised a final draft concept for Board review and comment. Meeting with Aldermen will be conducted on 5/10. Staff is anticipating conducting a series of public engagement opportunities in June (tbd).
- **CNI Trent Court Redevelopment:** Staff from the Housing Authority and the City met with the Pennrose master developer team on 4/20. The morning was used for aldermen introductory meetings while the afternoon was spent in the community evaluating several sites for future tax credit projects. The Pennrose is currently evaluating preferred sites based on state scoring criteria for tax credit applications.
- **First Street Road Diet:** Members of the NBAMPO Technical Coordinating Committee (TCC) met on 4/25 to apply local points to transportation projects submitted to the state for state/regional/local ranking and funding. The First Street project ranked highest in the local ranking system. The MPO will now meet with the NCDOT division engineer for inclusion in the division transportation ranking system.

Community and Economic Development:

- **First Street Corridor:** CCC-WFD and City staff are collaborating with CCC, East Carolina Council and U.S. Economic Development Administration to develop programs consistent with the needs of CNI with the creation of a Workforce Development Training Center-City Market. Grant submitted; Golden Leaf interview & site visit held April 26. Notification of grant award/decline expected early June.

Development Services

- **Site Development:** Received technical assistance grant from Electricities for shovel-ready program (S2) 25.3 acre Craven Regional Airport property expansion. Staff met with consultant and airport management. Project is moving forward.
- **CNI (Choice Neighborhood Initiative):** Working with resident councils to develop and implement branding/marketing campaign for the Five Point/Duffyfield community. Grant received from The Bate Foundation-CNI reimagining \$10,000. Craven CC \$20,000 marketing/assistance grant.
 - Preparing Z. Smith Reynolds-CNI reimagining
 - Community meeting held April 2nd.
- **Paint Your Heart Out New Bern:** Scheduled for July 24-30. Partnering with NRCDC, Greater Duffyfield Residents Council, East Carolina Council and CNI to leverage funding opportunities. Applications are still being review.
- **CDBG:** CDAC meeting Feb 23. Multiple sub-recipients are in the review process: Coastal Women's Shelter, Neuse River Development Corporation, Coastal Carolina Action.
 - **Housing Repair:** 26 applicants being reviewed.
 - Sidewalks: Bid open for Lawson Creek Sidewalk Project.
- **Entrepreneur Center:** Received grants from The Bate Foundation and Z. Smith Reynolds for implementation. Golden Leaf interview and site visit held April 26. Notification of grant award/decline expected early June.

Other:

- Twenty-five land-use approvals were issued during the month.
- Staff reviewed and signed off on the following project in the Historic/Riverside Districts: Tarheel-317 Pollock Street, Mr. North-1229 National Avenue, and GO Architecture - 219 Middle Street.
- Staff held Board of Adjustment meeting on April 25th for the following projects: Gaston Boulevard Apartments on Gaston Boulevard; Tate Commons Apartments on Karen Drive. Both projects were **approved**.
- Staff held a Department Review (DRC) meeting on April 1 & 15, 2016 for the following projects: Site plan for State Employees Credit Union (new construction) located at 201 Howell Road; site plan for a change in use from a commercial building to an educational use named Five Points Resource Center - the proposed center is located at 1030 Broad Street.
- Provided staff support for Historic Preservation Commission's **Regular Meeting** on **April 20th** for the following new and old **Major CoA's**:
 - A. **219 Middle Street. (GO Architecture)** - Remove existing non-original wood and aluminum storefront windows on only the left portion of the building. Replace window and painted wood paneling below to match existing and replace aluminum storefront doors with painted wood and glass doors. **Approved**
 - B. **301 Craven & 511 Broad Street (New Bern Garden Club)** – to relocate the Coor Dependency a/k/a The Judge Gaston Office located at 301 Craven Street to the rear (tertiary AVC) of 511 Broad Street. **Withdrawn by the applicant**

Development Services

- C. **317 Pollock Street (Tarheel Associates)** – to build a wood-framed hip roof on an attached 10'x10' brick structure, install one copper box on the east elevation and tie into the existing copper downspout in the tertiary AVC. **Approved**
- D. **1229 National Avenue (Brian North)** - for a constructed screened-in wood porch with a metal roof on an existing wood deck in the tertiary AVC. **Approved with conditions**
- Issued the following **Minor CoA's**:
 - A. 317 Pollock Street. – Screening, light fixtures, flat roof
 - B. 202 Metcalf Street. – Handrails
- **NBAMPO**: Staff submitted the finalized MTP for printing.

Finance

Fund Balance Available for Appropriation and Days Cash on Hand:

Fund	As of 06/30/13	As of 06/30/14	As of 06/30/15	Estimate for February 2016*	Estimate for March 2016*
Water (Available)	\$5,590,673	\$6,844,978	\$7,885,359	\$9,294,391	\$9,674,041
Water (Days)	269	294	497	341	353
Sewer (Available)	\$1,182,637	\$3,379,175	\$3,441,193	\$4,559,769	\$4,845,802
Sewer (Days)	86	128	196	154	164
Electric (Available)	\$4,669,904	\$8,171,048	\$9,187,629	\$11,463,869	\$13,312,603
Electric (Days)	67	88	94	104	109
General (Available)	\$7,635,854	\$9,183,675	\$15,531,641	\$20,721,261	\$21,069,692
General %	25.81%	32.09%	56.95%	53.01%	53.90%

*The actual fund balance and Days Cash on Hand for each fiscal year are determined after the completion of the Comprehensive Annual Financial Report. The amounts above are estimates based on current financial information.

Significant Issues:

None

Fire

Fire Suppression:

Incidents	2015 Total	2016 YTD	Last Month	Current Month
*Number of Incidents	1244	397	114	96
Average Response Time for “Reported Structure Fire”	5 minutes 35 seconds	5 minutes 17 seconds	5 minutes 12 seconds	5 minutes 24 seconds
Endangered Property Value	\$122,542,001	\$3,971,005	\$700,095	\$551,500
Property Losses Due to Fire	\$1,302,846	\$181,566	\$101,448	\$24,100
Percentage of Saved Property Value	98.94%	93.97%	85.51%	95.63%

Fire Prevention:

Prevention Statistics	2015 Total	2016 YTD	Last Month	Current Month
Fire Investigations	30	7	2	2
Fire Inspections	1215	690	199	81
Permits Issued	90	28	4	8
Child-Passenger Seat Checks	276	97	27	27
People Educated Through Public Fire & Life-Safety Programs	10,613	2,026	1,029	631

Significant Issues:

- Installed 21 smoke alarms.
- Held Open House on April 23rd at Headquarters Station. It was a great success and well received by the community.
- Continued with Leadership Development Training.
- All Fire Inspectors have been re-certified.

Human Resources

City-Wide Vacancies:

Department	Budgeted Positions	Separations During the Month	Positions Filled By External Candidates During the Month	Current Vacancies	Turnover FY14/15	Turnover FY15/16
Administration	13	0	1	1	0	1
Development Services	17	0	0	1	1	2
Finance	40	2	0	5	11	4
Fire	67	0	1	1	4	4
Human Resources	5	0	0	1	1	1
Parks & Recreation	29	1	0	2	4	1
Police	112	2	0	11	14	15
Public Utilities (Electric)	50	1	0	5	4	4
Public Works	47	0	1	2	5	9
Water Resources	76	2	0	4	10	7
Totals:	456*	8	3	33**	54	48

**Includes regular and 2 grant-funded positions approved for the fiscal year; also includes 2 part-time positions in Parks & Recreation; does not include seasonal positions. Also includes additional Police Captain position approved by the City Manager.*

***Current vacancies due to separations from employment, promotions, demotions and transfers.*

Safety News:

Workers' Compensation	2015	2016
Current Month's Claims	2 OSHA Recordable 0 Lost Time 0 Non-Recordable 1 Denied	2 OSHA Recordable 2 Lost Time 0 Non-Recordable 1 Denied
Year-to-Date Claims	26 Recordable 5 Non-Recordable	16 Recordable 3 Non-Recordable
Current Month Costs	\$44,791.99	\$36,824.75
Year-to-Date Costs	\$605,835.50	\$232,571.15

Other:

No Report

Parks and Recreation

Items of significance:

- April 11th – Hosted meeting regarding public arts in the park.
- April 14th – Site chosen for new picnic pavilion in Henderson Park.
- April 16th – Hosted annual Festival of Fun at Union Point Park for the 17th year.
- April 18th – Staff and I attended United Way park project proposal meeting.
- April 19th – Confirmed contractual agreement with summer vending service.
- April 20th – Hosted annual Senior Games Opening Ceremonies at WNB Rec. Ctr.
- April 26th – Grants meeting with Finance Director and Senior Budget Analyst
- April 27th – Hosted the Budweiser Clydesdales at Union Point Park and Downtown New Bern.

Police

Crime:

Incidents & Arrests	Current Month Total	2013 Total	2014 Total	2015 Total	2016 YTD
NIBRs* Group A Incidents	210	3,184	2,609	2,522	820
NIBRs* Group B Incidents (Arrests)	67	901	715	695	271
Adult Arrests	160	1,934	1,548	1,538	566
Juvenile Arrests	0	63	43	25	4
Total Arrests	160	1,997	1,591	1,563	570
Police Calls for Service	3,650	46,483	41,530	41,878	14,527
Business Alarms Dispatched	153	1,900	1,842	1,382	589
Residential Alarms Dispatched	81	871	782	777	319
Alarm Calls (PD Dispatched)	234	2,771	2,624	2,159	908

**NIBRs = National Incident-Based Reporting System*

Monthly and year-to-date totals are subject to change due to reports being submitted/merged after the month for which they were reported and to account for corrections/changes to the original classifications.

Index Crime Report	Current Month Total	2013 Total	2014 Total	2015 Total	2016 YTD
Homicide	0	1	0	7	0
Rape	1	13	9	5	3
Robbery	3	51	39	30	15
Aggravated Assault	5	77	70	68	28
B&E – Residence	13	234	192	181	46
B&E – Business	2	85	46	35	4
Theft from Motor Vehicle	14	215	204	157	45
Larceny	74	1,111	859	867	244
Motor Vehicle Theft	2	55	25	32	12
Arson	0	4	1	3	0
Total:	114	1,846	1,445	1,384	397

Criminal Investigations	Current Month Total	2013 Total	2014 Total	2015 Total	2016 YTD
Cases Assigned	11	192	205	117	55
Cases Closed	3	75	128	28	14

Police

Crime Analysis		
	<u>April 2016</u>	<u>2016 YTD</u>
Top 5 Calls for Service & Number of Incidents	1) Traffic Stop (359) 2) Security Check Bus. (252) 3) Security Check Res. (241) 4) Follow Up (206) 5) Business Alarm (153)	1) Traffic Stop (1,619) 2) Security Check Bus. (1,371) 3) Follow Up (763) 4) Citizen Assist (703) 5) Security Check Res. (663)
Top 5 Calls for Service by Location and Number of Incidents	1) 601 George St. (265) 2) 3105 M. L. King Jr. Blvd. (78) 3) 100 A Ave. (59) 4) 629 Watson Ave. (51) 5) 411 Craven St. (48)	
Top 3 Crime Locations for Current Month and Number of Incidents	1) 3105 M L King Jr Blvd., Wal-Mart (Larcenies/Shoplifters) 16 Reports 2) 3034 M L King Jr. Blvd., (Larceny) 11 Reports 3) 1208 Simmons St., Kangaroo Express 2915 Neuse Blvd., Wal-Mart (Larcenies) 4 Reports	

Case Notes	
2016:	
First Degree Burglary/Home Invasion 616 Watson Ave	Tyriq Scott will be charged with First Degree Burglary/Home Invasion. Closed: cleared by arrest.
2016- 11884 Robbery	PaPa John's Pizza Delivery Armed Robbery. 2 arrested: Deric Becton & Leroy Nelson III. Warrants service pending on Xavier White, absconder from Probation. Armed Robbery Conspiracy to Commit Armed Robbery. Each held on a \$75,000 secured bond. (Other BE&L's & Veh. BE&L confessed to.) Warrants served on Leroy Nelson
2016- 13082, 2016- 13287 Shots Fired	629 Watson Ave. Two arrested: a) Michael Velasquez - assault by point a gun & possession of firearm by a felon, \$550,000.00 US currency bond; b) Deon Goff charged with discharging a firearm in the city limits - written promise to appear. Sheric Squares – suspect/investigation continuing.
2016-13293 AWDWISI	Dwayne Mitchell arrested and charged AWADWISI of Roy Nolon. \$75,000.00 secure.
2016- 13327 Robbery	Robbery of a Pizza Hut Delivery Driver. Cell phone search warrant done to identify suspects.
2016-13997 Robbery	Robbery of a Gina's Pizza delivery driver arrested; Arthur Golden for Robbery \$75,000.00

Police

2015:	
2015-13752 Death Invest. Infant	Lot 21 Autumn Place (No leads/suspects)
2015-15803 Homicide 1109 National Ave	Detectives are continuing to conduct interviews & follow-ups.
2015-12829 Homicide W-180 Trent Court	Quintin Thigpin arrested & in CC Jail. No bond; detectives are continuing to interview & conduct follow ups. ATF accepted case for federal prosecution.
2015-12755 Death Investigation on MLK Jr. Blvd.	Person of interest has been polygraphed.
2015-41958 Homicide Pecan Grove Apt.	Domestic homicide: Harden Lowery charged with open count of murder, no bond.
2014:	
2014-41254 Trent Court Shooting near Apt. F54	Arrest made on Daquan Best & M. Peterson for attempted 1st degree murder; in custody under \$1 million bond.
Armed robberies of Chinese restaurant owners/employees	Detectives are participating in a multi-jurisdictional task force addressing the investigations of these robberies in Eastern NC.

Personnel:

Extra-Duty Hours	Current Month	2013 Total	2014 Total	2015 Total	2016 YTD
	232.50	3,123.3	1,853.5	2,161.00	800.25

Overtime in Dollars	Current Month	2013 Total	2014 Total	2015 Total	2016 YTD
Office of the Chief	\$43.84	\$6,672.34	\$11,911.58	\$8,783.87	\$796.90
Operations Division	\$13,332.36	\$120,226.42	\$163,316.23	\$145,902.95	\$44,490.53
Services Division	\$6,492.30	\$49,815.25	\$63,974.62	\$62,686.44	\$18,628.06
Investigations Division	\$4,450.54	N/A	N/A	N/A	\$8,407.60
Total:	\$24,319.04	\$176,714.25	\$239,204.43	\$222,373.26	\$72,323.09

Significant Issues (not noted above):

None to report.

Public Utilities

High-Profile Projects:

- **Advanced Metering Infrastructure Project** - *This project involves installing a network of electric and water meters. We are currently reading 2,702 water meters and 6,265 electric meters with 1,729 disconnect meters; 1,552 two-way load management switches have been installed. Phase II of the project is about 80% complete. We are establishing communication points around the City as required for communications back to the operations center. The one for Scott Street should be functional in the next few days. Brices Creek gateways are in the Engineering Phase. We have started the Engineering Phase for the gateway in the Trent Woods area.*
- **Harris Teeter, Waterscape Way** - *This involves providing power to the new Harris Teeter and surrounding out-parcels in the Carolina Colours Subdivision. We have been working with Power Secure, which will install a customer-owned generator for peak shaving. This project is complete. When the building has been closed in, we will set the transformer and make final connections to provide power to the store.*
- **Overhead to Underground Conversion** - *This involves converting the first four houses on both sides of County Club Drive from Country Club Road to underground electric. There are a number of directional bores required and the eventual removal of an overhead powerline. We have begun the directional boring to install conduit.*
- **Overhead Power Line Rebuild**
 - Homecrest Mobile Home Park. *Rebuild overhead electric facilities. Estimated completion date is 4/14/16. Project is complete.*
- **New Underground Developments**
 - Greentrees. *Underground Subdivision Extension. Install underground primary and secondary cable in conduit. Install transformers and appropriate facilities to accommodate residential construction. Project is complete.*
 - Pine Valley Apartments. *Underground Subdivision Extension. Install underground primary, secondary, and area lights as needed to provide power within this new apartment complex.*
 - Craven Animal Hospital. *Install underground primary and transformer needed to provide power to a new commercial service.*
 - S. *Front Street Light Project. New installation of decorative street lights. New black acorn street lights will be installed around the waterway behind Tryon Palace. Work is being done in coordination with the streetscape work done by Public Works. All lights that were available for installation have been installed. The remaining lights are on order.*
- **Township No. 7 Sewer Improvements** – *Phase III. Sewer system infrastructure improvements for increasing transmission capacity. Staff is working with the engineering consultant to finalize the force main alignment and complete the aerial and ground survey work for the project.*
- **West New Bern Water System Improvements** – *Water system infrastructure improvements between the Highways 17 and 55 corridors increasing available domestic and fire flow supplies. Staff is working with the engineering consultant to finalize the water main alignment and complete the aerial and ground survey work for the project.*

Public Utilities

Electric System Outages and Reliability Statistics

Feb 1, 2015 to Mar 31, 2016

SAIDI (minutes)	SAIFI (number of interruptions)	CAIDI (minutes)	ASAI (percent)
33.886		1.2	28.659 99.9942


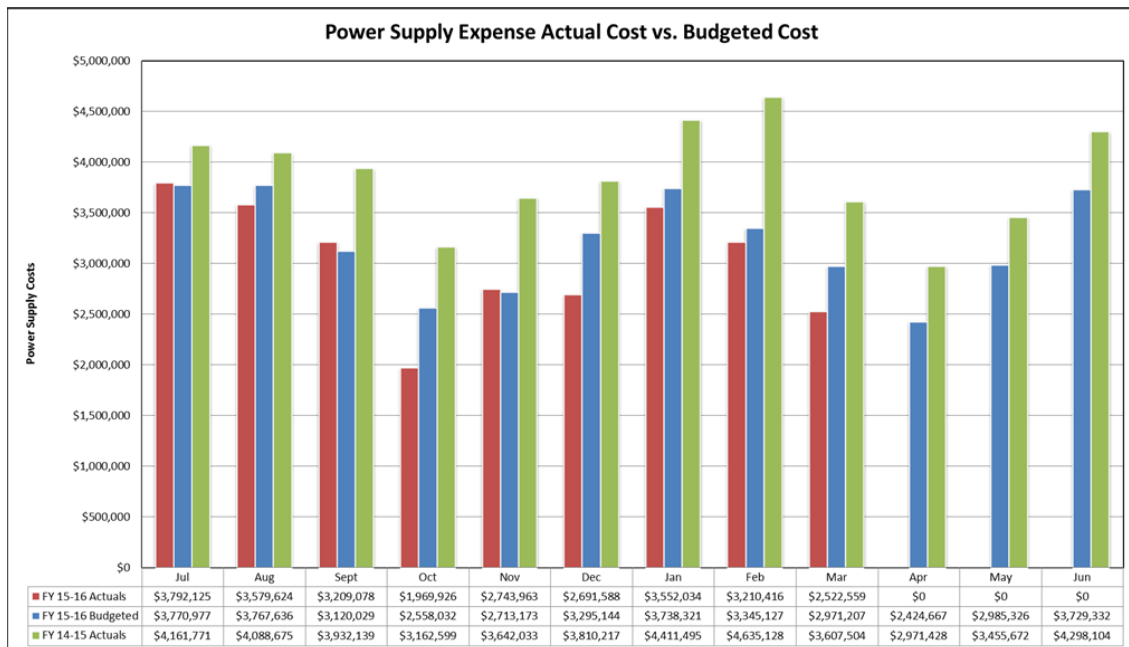
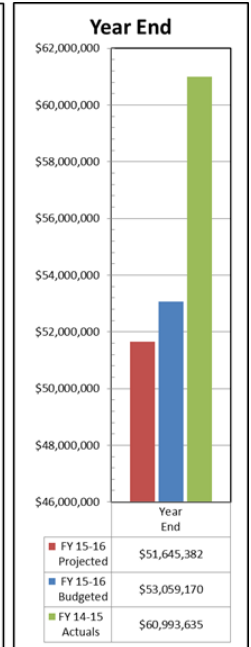
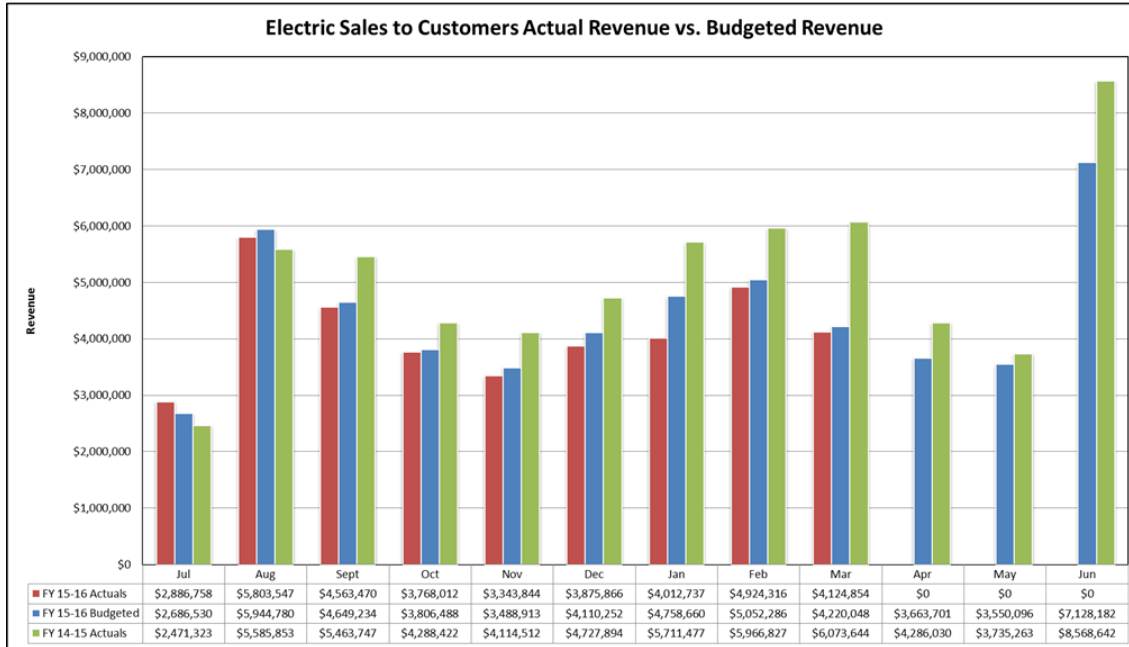
Feb 1, 2014 to Mar 31, 2015

SAIDI (minutes)	SAIFI (number of interruptions)	CAIDI (minutes)	ASAI (percent)
57.48		1.2	49.945 99.9904


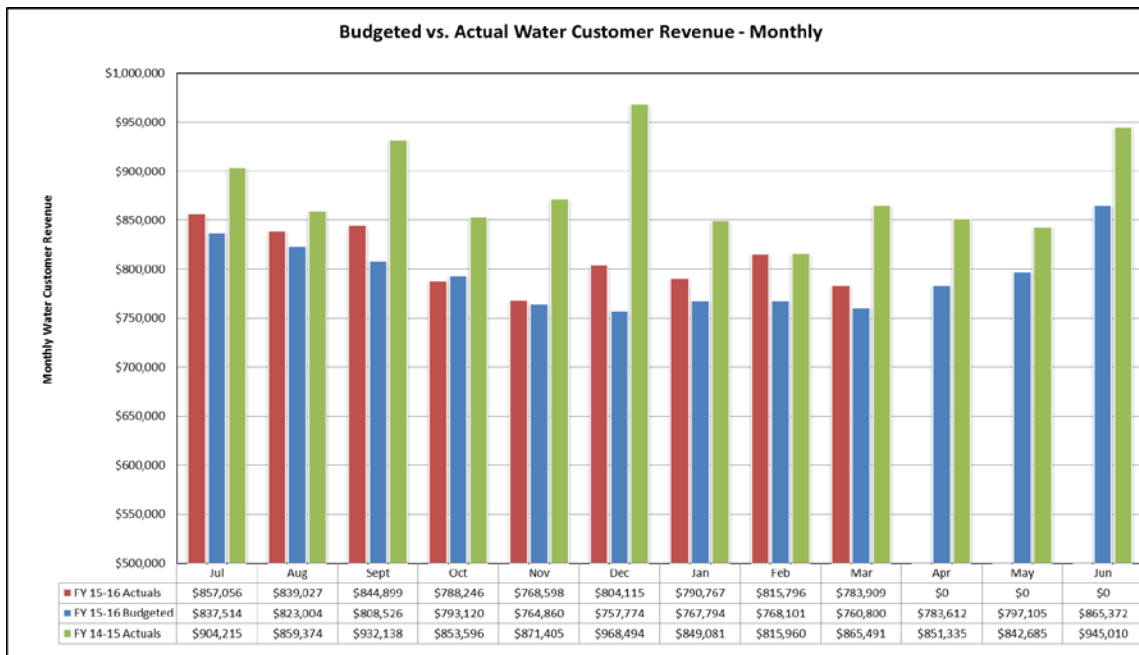
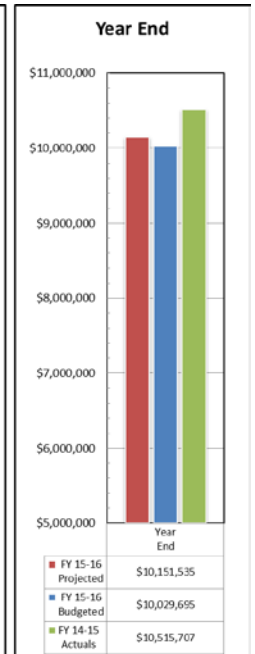
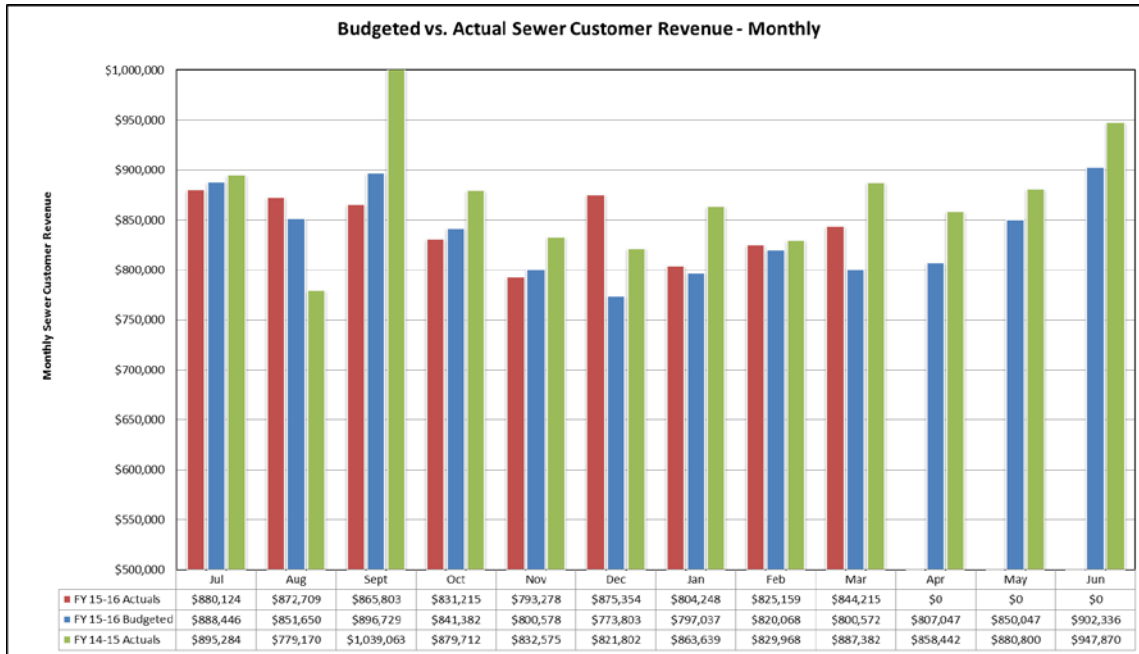
Mar-16

Sched/Unsched	Cause	Substation	Circuit	Total Outages
Unscheduled	Squirrel			1
Scheduled	Scheduled			0
Unscheduled	Equipment Worn Out			1
Unscheduled	Vehicle Accident			0
Unscheduled	Human Accident			1
Unscheduled	Vine			1
Unscheduled	Electrical Failure			5
Unscheduled	Construction			0
Unscheduled	Tree			1
Unscheduled	Equipment Damage			1
Unscheduled	Unknown/Other			2
Unscheduled	Contractor Dig In			1
			total	14

Public Utilities



Public Utilities



Public Works

Leaf and Limb:

Service Provided (Tons)	FY13-14 Total	FY14-15 Total	FY15-16 YTD	April 2016
White Goods Collected	4.50	9.00	13.50	4.50
Brown Goods Collected	4,578.46	4,957.50	2,971.56	336.60
Yard Waste Received	18,428.66	26,347.61	14,630.55	1,359.21
Mulch Dispersed	7,167.78	7,998.90	6,615.33	380.92

City Garage:

Costs	FY13-14 Total	FY14-15 Total	FY15-16 YTD	April 2016
Services Provided by City Garage:				
Vehicles Serviced	1,352	1,288	1,348	111
Total Labor Cost	\$ 45,264.66	\$ 36,758.93	\$43,797.85	\$ 2,596.92
Total Parts Cost	\$ 88,198.66	\$127,821.46	\$121,737.86	\$8,499.29
Total Cost (Parts + Labor)	\$133,463.32	\$164,580.39	\$165,485.71	\$11,046.21
Services Provided by Contract:				
Vehicles Serviced	1,101	916	589	61
Total Labor Cost	\$108,017.54	\$108,770.25	\$100,423.07	\$13,373.12
Total Parts Cost	\$169,954.20	\$192,877.40	\$169,217.98	\$21,303.08
Total Cost (Parts + Labor)	\$277,971.74	\$301,647.65	\$269,641.05	\$34,676.20
Total Services Provided (City Garage & Contract):				
Vehicles Serviced	2,453	2,204	1,710	172
Total Labor Cost	\$153,282.20	\$145,529.18	\$144,220.92	\$15,970.04
Total Parts Cost	\$258,152.86	\$320,698.86	\$290,905.84	\$29,752.37
Total Cost (Parts + Labor)	\$411,435.06	\$466,228.04	\$435,126.76	\$45,722.41

Cost by Department	FY13-14 Total	FY14-15 Total	FY15-16 YTD	April 2016
Public Utilities (Electric)	\$ 61,210.08	\$ 86,103.29	\$69,827.03	\$13,418.11
Public Utilities (W&S)	\$123,160.43	\$116,802.55	\$105,178.07	\$10,709.14
Police	\$105,515.35	\$ 84,842.82	\$72,104.47	\$ 6,998.72
Recreation & Parks	\$ 34,017.61	\$ 32,005.09	\$39,957.00	\$ 1,017.63
Finance	\$ 25,209.01	\$ 28,004.25	\$ 12,367.86	\$ 90.00
Public Works	\$107,749.04	\$114,259.82	\$72,529.77	\$4,322.91
Fire / Rescue	\$ 51,774.33	\$ 69,698.98	\$50,057.02	\$8,340.94
Human Resources	\$ 409.40	\$ 727.61	\$ 13.01	\$ 0
Development Services	\$ 3,000.32	\$ 3,275.67	\$ 5,651.32	\$ 42.72

Public Works

Significant Issues:

None.