

NEW BERN



NORTH CAROLINA

Everything comes together here

Departmental Monthly Reports

February 2021

Table of Contents

Development Services	2
Finance.....	7
Fire.....	8
Human Resources.....	9
Parks & Recreation	10
Police	11
Public Utilities	13
Public Works	20
Attendance for Board Appointees	21

Development Services

Inspections:

Overview	2020 YTD	2021 YTD	January 2021	February 2021
Commercial Permits – New Construction	95	19	9	10
Residential Permits – New Single Family	180	90	40	50
Residential Permits – Additions/Remodels	238	36	17	19
Mobile Homes	9	0	0	0
Signs	34	4	2	2
Certificates of Occupancy – Residential	172	32	13	19
Certificates of Occupancy – Commercial	12	1	0	1
Total Permit Valuation	\$105,414,843	\$25,726,173	\$7,921,987	\$17,804,186

Community and Economic Development:

Volt Center/City Market:

- As of March 2, 2021, for FY2021 the Volt Center has 771 registered students, plus 120 students registered for future classes in the FY2022. 653 students have completed courses this FY following the onset of the pandemic and has resulted in a total of 126 job offers have been made students this year while still enrolled. 332 students completed courses last year during FY2020 and approximately 188 jobs have been secured since the Volt Center’s opening by students prior to leaving or graduating from courses. Other jobs have resulted following course completion but cannot be tracked in the same manner. Approximately 20% of total students have come from addresses in the Redevelopment Boundary Area of Greater 5 Points/CNI area.
- Craven Community College is outfitting the Law Enforcement Training Center with necessary equipment, including ordering the simulator, and scheduling a limited ribbon cutting in early March due to the pandemic.
- Staff continues to work on programming and recruitment initiatives with CCC and the Small Business Center to support economic development in our region along with ongoing branding and signage campaign.

Economic and Community Development:

- Staff supported a grant application to the Department of Transportation Small City Air Service Development Program (SCASDP) for Coastal Carolina Regional Airport (EWN) to recruit an

Development Services

additional carrier to New Bern. A letter of support was completed, and staff is helping to rally additional organizations and businesses to support the effort. Applications are due March 1st.

- Staff continues to meet with a community development entity to discuss future economic and community development projects and opportunities for collaboration and funding.
- Staff responded to an RFI request for a development project and held multiple virtual calls with a potential developer for an economic development/building reuse project.
- Staff provided façade grant improvement program details to 2 interested businesses.
- Staff held meeting with UNC EPIC and NC DEQ regarding future grid resiliency and energy utility needs and potential funding streams. There has been a joint task force stakeholder committee established to discuss electricity planning in the State and New Bern has provided information for the upcoming NCUC Commission Technical Conference and staff provided details to Electricities on the City's electric distribution needs.
- Staff attended Allies for Cherry Point's Board of Director's Meeting. ACT is facing FY budget shortfalls due to cutbacks by ACT's partner in the overall advocacy effort in support of Cherry Point through the Military Support Coalition (MSC), which is an advocacy non-profit affiliated with CarolinaEast Medical Center. MSC funding has been cut by half, due to this, MSC made the decision to invest all the funds they retain into the government affairs program. ACT revised their annual budget to cut costs in marketing, legal and accounting line items and will not have to draw from fund balance for the remaining FY. In addition, monthly meetings have been changed to bi-monthly to reduce costs associated with monthly full government affairs reports. ACT Officers will still have monthly phone conferences and specially called meetings may be formed if action items arise in months that do not have a meeting.
- Staff attended the C1A Board of Director's Meeting.
- Staff held conference call with Hillary Sherman, Regional Grant Administrator for the EDA. City staff reconnected on ongoing projects, priorities and discussed potential future investment collaborations.
- Staff sent the subrecipient agreement between the City and Catholic Charities to be signed by the Finance department and the City Manager.
- The amended 2020 CDBG Annual Action Plan, which included the additional allocation of \$194,483 in CDBG-CV funding was approved by the Board of Alderman. Staff will now submit this plan to be approved by HUD and is beginning the 2021 Annual Action Plan process.
- Staff conducted a drawdown of \$8,474.83 in IDIS and has been working closely with consultants in preparing bid documents for the installation of new bus shelters.
- Staff held a conference call with Urban Design Ventures, a planning firm, to discuss the 2021 Annual Action plan process. Currently, staff is awaiting official notification from HUD for the 2021 allocation amount. HUD has issued notice stating that allocation amounts should be released near February 25, 2021.

Resiliency and Recovery Activities:

- Staff initiated phone call with NCEM hazard mitigation division regarding demolition of the 3 HMGP acquired properties. Staff is working with consultant to finalize bid documents for the abatement and demolition for the three properties and awaits additional guidance from the

Development Services

State on final funding for the projects. HMGP 407 acquisition is completed with closings with the with homeowners completed this week.

- Staff participated in virtual Project Review for the NC Land and Water Fund. Staff and resilience consultant team reviewed and answered questions on the project regarding future nature-based solutions with grant officer, Justin Mercer. The proposed project will build on identifying priority restoration sites for resilience. The funding will help implement climate adaptation strategies that provide the foundation for mitigation actions that link specific activities to locally assigned implementation mechanisms. This ongoing planning process supports community resilience by evaluating existing conditions and prospective designs to inform priority phases of implementation and transferability of findings to regional coastal partners. The City of New Bern seeks funding to identify options for mitigating coastal flooding caused by extraordinary precipitation events in combination with wind-driven setup, extreme astronomical tides, and storm surges. Study and design tasks will include assessment of existing flood defenses; siting of tide gauges to characterize tidal propagation; and evaluation and design of conceptual nature-based infrastructure alternatives. This will build on the proposal and project funded by NFWF and help cover the match requirement.
- Staff working internally and held virtual meeting with Withers Ravenel on ongoing resiliency related projects and project scoping for next engineering and design phases of the Duffyfield Stormwater Enhancement Project. The Division of Water Infrastructure (DWI) board approved recommendations for funding and initial planning calls are being held for award details. Based on the initial funding scenarios provided by DWI staff, New Bern's Duffyfield stormwater improvements project was funded with green project reserve funds. These funds are 0% interest loans, which could be accepted by New Bern for next construction/design phases of this project. The Division of Water Infrastructure (DWI) sent letters of intent to fund the project.
- HMGP 404 elevation and acquisition status: No new updates. The City responded to another information request from NCEM. NCEM submitted the package to FEMA for review. The City continues to work closely with NCEM to provide details for the process. At this point, NCEM does not know how long it will take for FEMA to review. All proposed elevation and acquisition projects are still under consideration and no decisions have been finalized. Staff remains in communication with the State NCEM, though no timeframe or anticipated award dates have been shared. Staff is in touch with NCEM on a regular basis regarding project updates.
- Staff is still waiting to hear back from NCEM regarding FEMA PDM funding for the resiliency and hazard mitigation planning process. NCEM held a conference call with FEMA and expected final award letter to be sent soon.
- Staff continues to work with a variety of academic institutions interested in New Bern's resiliency goals, including UNC, NC State, and UNCW. Staff has reviewed and responded to various proposals and collaborative efforts to engage researchers across the State. Staff reviewed an NSF proposal from researchers at UNC and provided comments related to a potential support letter for their proposed resilience study.
- Staff facilitated Resiliency Stakeholder Workshops on February 22nd and 24th. The purpose of this engagement series is to educate stakeholders on the resiliency planning process currently underway and to identify ways that you can help support our community's efforts. Stakeholders included invitations to numerous federal, state, regional, local entities, as well as residents from

Development Services

New Bern's individual neighborhoods. The workshops will include 5 breakout sessions for key topic areas including: Historic Preservation, Flood Vulnerability Assessment, Public Outreach and Education, Engineering Solutions, and The Environment and Nature-Based Solutions. The participation is extremely valuable for the current process and includes a wide audience hand selected by the City of New Bern to represent a comprehensive perspective on various sectors of the New Bern community.

- The resiliency landing page that has been updated with information about the planning process, including, Project Information Fact Sheet, Planning Team Meeting Notes, Stakeholder Engagement Opportunities, Public Participation Survey, Preliminary Risk Information for Public Review, Supporting Grants, etc: www.newbernc.gov/resiliency.
- Staff held virtual meeting with the Craig Group resiliency consultant on possible program indicatives, including education for historic preservation related groups. The National Alliance of Preservation Commissions is hosting a Community Resilience and Disaster Planning CAMP modules that would be a fit for the efforts in New Bern. In addition, several funding options have been identified, including National Trust funding and programming to support resiliency initiatives in the Duffyfield Community that promote cultural and historic preservation to build community capacity.
- Staff is continuing to work with NC State regarding water quality monitoring and the development of a 9-Element Plan for the Duffyfield community. The process will help the city be eligible for future grant funding and identify solutions. Staff following up on potential deadlines and alignment with grant/program funding sources.
- Staff researched several additional grant programs and prepared documents for possible proposal submissions. Staff also prepared details for upcoming grant reports. Staff remains in communication with multiple funding organizations about status reports and new grant opportunities. Staff met with grant writer regarding upcoming grant opportunities, deadlines and reviewing grant applications. Staff helps coordinate all details for advancing application and resulting awards. A multitude of funding possibilities are being researched for the City and staff is working closely to provide pertinent details to the grant writer to nurture relationships with potential funders.
- RFQ for grant writing services was posted and no questions were received. The response schedule is outlined in the advertisement documents.
- Staff continues to work with the State/FEMA on mitigation projects and initiatives.

Other:

GIS:

- Continued work on MUNIS addresses for Tyler Tech. Working with Linda and IT to test addresses for work in the final production. Adding PID field to structures layer for ease in accessing data for Munis.
- Attended the following meetings and/or online workshops/seminars: Local Government Committee as Chair, Geographic Information Coordinating Council as LGC Chair, Hydrography Working Group, NC GIS Conference – presented the use of GIS for the Redevelopment Commission.
- Provided the Fire Dept with data and maps.
- Updated a variety of data layers including will see about creating a site to notify when any GIS data is updated, especially when the SITES is up and working.
- Attending an online course called MOOC, on Cartography working to migrate to the ArcGIS Pro software.
- Attended the accreditation meeting and interview for East Carolina Planning Department.

Development Services

- Created a new Story Map for the Redevelopment Commission. Much easier to access specific areas, versus having to scroll through the entire site. Added more graphics and maps and enhanced functionality. Can be seen at <https://arcg.is/1iL5fk> click on the Get Started link.
- Continued work with UNCW on resiliency and flood mitigation efforts along with Moffit & Nichol. Looking to identify nature-based projects.
- Maps and analysis for the Stanley White area.
- Updated and reconfigured the sellable lots site online. Looked through properties to add 5-6 new lots to the site.

MPO:

- Staff attended:
 - NCDOT P6 Local Input Points Methodology Webinar – 2/4
 - NCAMPO quarterly meeting – 2/12
 - Virtual CARTS TAB meeting – 2/17
 - NC East Coast Greenway Committee meeting – 2/23
- Began preparing for March board meetings
- Continued efforts with MTP/ICE update, including public outreach
- Continued efforts with website and social media updates

Zoning:

- Distributed Development Review Commission Site Plans:
 - Former Maggy Costandy office – Trent Rd
 - West New Bern – Fisher Oil
- Conducted field collection of Illegal signs placed in ROW's
 - MLK Jr. Blvd corridor
 - Neuse Blvd
- Commercial Parking lot violations – ongoing
 - Lowe's Home Improvement: Parking spaces converted to retail sales/outside storage
 - Tractor Supply: Parking spaces converted to Propane tanks, outside storage
- Fielding zoning-related phone calls and email requests
- Processing sign permit applications
- Processing zoning confirmation letter requests

HPC:

- Design Review Meeting held on February 3, 2021 for the following projects:
 - 809 Broad St. (Country Biscuit) – new masonry veneer below windows
 - 607 Pollock St. – renewal of 3-year-old CoA or reapproval of accessory building
 - 215 Craven St. – installation of storefront storm protection system in Secondary AVC.
 - 311 Bern St. – installation of new window blinds and new 4-foot fencing in Primary AVC.
 - 227 Middle St. – new second floor addition in Tertiary AVC.
 - 219 Middle St. – rearranged design revisions to approved plans
 - 309 Bern St. – chimney and foundation venting revisions to approved plans
 - 728 Queen St. – replacement front windows (Major?)
- Regular Meeting held on February 17, 2021 for the following projects:
 - 215 Craven St. – installation of storefront storm protection system in Secondary AVC
 - 311 Bern St. – installation of new window blinds and new 4-foot fencing in Primary AVC
 - 227 Middle St. – new second floor addition in Tertiary AVC

Finance

Cash on Hand :

Fund	As of 6/30/2017	As of 6/30/2018	As of 6/30/2019	As of 6/30/2020	As of 2/28/2021 *Estimate*
Water Fund Cash on Hand	\$6,298,596	\$6,424,708	\$7,316,831	\$8,316,009	\$10,458,102
Water (Days)	340	381	255	287	359
Sewer Fund Cash on Hand	\$4,035,133	\$4,214,328	\$4,460,409	\$5,096,368	\$6,193,180
Sewer (Days)	275	192	135	153	182
Electric Fund Cash on Hand	\$11,039,354	\$18,144,700	\$19,930,718	\$18,891,493	\$20,311,712
Electric (Days)	126	151	132	124	135
General Fund Cash on Hand	\$14,885,387	\$14,236,881	\$18,024,570	\$15,260,906	\$23,137,285
General Fund Balance %	45.47%	39.5%	48%	55.51%	68.41%

General Fund Cash on Hand net of Hurricane Funds:

General Fund Cash on Hand	\$14,885,387	\$14,236,881	\$18,024,570	\$15,260,906	\$23,137,285
Florence Fund Cash on Hand	\$0	\$0	(\$11,578,971)	(\$5,099,694)	(\$3,879,674)
Dorian Fund Cash on Hand	\$0	\$0	\$0	(\$1,457,187)	(\$1,226,155)
Isaias Fund Cash on Hand	\$0	\$0	\$0	\$0	(\$554,772)
Net General Fund Cash on Hand	\$14,885,387	\$14,236,881	\$6,445,599	\$8,704,025	\$17,476,684
Net General Fund Balance %	45.47%	39.50%	17.00%	30.39%	39.62%

*The actual fund balance and Days Cash on Hand for each fiscal year are determined after the completion of the Comprehensive Annual Financial Report. The amounts above are estimates based on current financial information.

Significant Issues:

None

Fire

Fire Suppression:

Incidents	2020 Total	2021 YTD	Last Month	Current Month
Number of Incidents	1,956	294	152	142
90% Response Time to Incidents	9 minutes 49 seconds	8 minutes 40 seconds	8 minutes 42 seconds	8 minutes 19 seconds
Endangered Property Value	\$292,177,530	\$17,103,700	\$4,279,000	\$12,824,700
Property Losses Due to Fire	\$4,265,125	\$108,750	\$101,550	\$7,200
Percentage of Saved Property Value	98.54%	99.36%	97.63%	99.94%
Overlapping Incidents	238	N/A*	N/A*	N/A*

* Not available due to new software current reporting limitations.

Fire Prevention:

Prevention Statistics	2020 Total	2021 YTD	Last Month	Current Month
Fire Investigations	54	5	2	3
Fire Inspections	2,120	350	169	181
Permits Issued	87	12	8	4
Child-Passenger Seat Checks	43	22	2	20
People Educated Through Public Fire & Life-Safety Programs	2,189	86	20	66
Smoke Alarms Installed	196	41	10	31

Narcan:

Statistics	2020 Total	2021 YTD	Last Month	Current Month
Overdose Calls Responded To	146	14	5	9
Instances Narcan Administered	11	2	1	1

Significant Issues:

- Continued to use state recommended medical response protocol (COVID-19).
- Cleaned/sanitized fire stations and apparatus twice daily.
- Continued to have minimal impact from COVID-19 related absences.
- Personnel continue to receive series of COVID-19 vaccinations.
- Received hand sanitizers and air cleaners for reducing COVID-19 risks.
- Two personnel attended an Advanced Swiftwater/Flood Rescue Boat Operator Course.
- Two personnel attended a Night Vision Goggles Basic Operations Course.
- Four personnel attended Edraulics Training on the new extrication equipment received.

Human Resources

City-Wide Vacancies:

Department	Budgeted Positions	Separations During the Month	Positions Filled By External Candidates During the Month	Current Vacancies	Turnover FY19/20	Turnover FY20/21
Administration	11	0	1	0	0	1
Development Services	18	0	0	0	2	0
Finance	23	1	2	1	4	5
Fire	73	1	0	1	3	2
Human Resources	5	1	0	1	1	1
Parks & Recreation	29	1	0	2	1	2
Police	119	0	1	4	17	9
Public Utilities	70	1	1	4	13	7
Public Works	49	1	0	4	7	6
Water Resources	78	0	2	3	8	6
Totals:	475*	6	7	20**	56	39

*Includes regular and 2 grant-funded positions approved for the fiscal year; does not include seasonal positions. Includes additional full-time position in Public Works which was previously classified as seasonal.

**Current vacancies due to separations from employment, promotions, demotions and transfers.

Safety News:

Workers' Compensation	2020	2021
Current Month's Claims	0 OSHA Recordable 0 Lost Time 0 Non-Recordable 0 Denied	2 OSHA Recordable 1 Lost Time 1 Non-Recordable 0 Denied
Year-to-Date Claims	17 Recordable 8 Non-Recordable	10 Recordable 5 Non-Recordable
Current Month Costs	\$70,082.00	\$14,644.60
Year-to-Date Costs	\$393,458.00	\$133,477.51

Other:

None

Parks and Recreation

Significant Issues:

Martin Marietta Park - Crews worked on trails, the new restroom and shelter and playground construction.

Skate Park Survey - The survey ended in February. Information will be used to determine citizen interest and potential location of a future skate park in New Bern.

Cedar Grove Cemetery - Crew finish a major shrub and tree pruning project. Several headstones were overgrown. Several trees received much needed pruning.

The Stanley White Recreation Center Advisory Committee met on February 2, 2021. The committee met to review the proposed Stanley White Recreation Center concept plan for the Environmental Assessment. The group took no action.

Grounds Maintenance General Work - Staff has been busy performing general landscaping in right of way beds, and several city facilities.

Police

Crime:

Incidents & Arrests	Feb Total	2018 Total	2019 Total	2020 Total	2021 YTD
NIBRS* Group A Incidents	178	2,534	2,644	2,530	354
NIBRS* Group B Incidents (Arrests)	72	900	736	589	127
Adult Arrests	131	1,698	1,477	1,256	238
Juvenile Arrests	0	9	3	2	0
Total Arrests	131	1,707	1,480	1,258	238
Police Calls for Service	3,897	45,246	45,402	41,846	7,273
Business Alarms Dispatched	136	2,157	1,981	1,635	264
Residential Alarms Dispatched	42	755	645	497	78
Alarm Calls (PD Dispatched)	178	2,912	2,626	2,132	342

*NIBRS = National Incident-Based Reporting System

Monthly and year-to-date totals are subject to change due to reports being submitted/merged after the month for which they were reported and to account for corrections/changes to the original classifications.

Index Crime Report	Feb Total	2018 Total	2019 Total	2020 Total	2021 YTD
Homicide	-	-	2	4	-
Rape	-	9	8	15	1
Robbery	1	30	25	23	2
Aggravated Assault	6	87	88	119	11
B&E – Residence	8	168	177	176	17
B&E – Business	3	37	49	30	4
Theft from Motor Vehicle	5	111	141	127	9
Larceny	57	782	841	706	106
Motor Vehicle Theft	2	36	25	34	2
Arson	-	3	7	1	-
Total	82	1,255	1,360	1,235	152

Criminal Investigations	Feb Total	2020 Total	2021 YTD
Cases Assigned	14	235	23
Cases Closed by Arrest	10	43	14
Cases Closed Leads Exhausted	1	18	1
Cases Closed Unfounded	4	25	4

2021 Cases of Note - Feb	
2021-6751	Shooting on Trent Ave and Durham St. Warrants have been obtained against the suspect, but he has not been apprehended.
2021-7271	4-month-old child presented to CEMC with a brain bleed and transported to Vidant. Detective Interview of mother and father

	resulted in father being charged with a 50B violation with subsequent mental health evaluations.

Crime Analysis		
Top 5 Calls for Service & Number of Incidents	Feb 2021	2021 YTD
	1) Security Check Business– 691 2) Traffic Stop – 603 3) Security Check Residential - 338 4) Follow Up – 163 5) Directed Patrol – 155	1) Security Check Business – 1,139 2) Traffic Stop – 1,065 3) Security Check Residential – 594 4) Follow Up – 350 5) Directed Patrols – 330
Top 5 Calls for Service for Current Month by Location* and Number of Incidents	1) 3105 M L King Jr Blvd, Walmart (Traffic Crash, Larceny, Foot Patrol) - 49 2) 1100 Clarks Rd (Commitment Papers) – 43 3) 1 st Ave / Broad St (Security Checks) – 39 4) 2710 M L King Jr Blvd (Traffic Stop, Traffic Crash) – 46 5) 1309 Country Club Rd (Security Checks) - 37	
Top 3 Group A Crime Locations for Current Month and Number of Incidents	1) 3034 M L King Jr Blvd, Belk (Larceny, Fraud) – 7 2) 3105 M L King Jr Blvd, Walmart (Larceny, B&E Vehicle) - 6 3) 4413 Camden Square Dr (Fraud, Residential B&E) – 2	

*Excludes officer self-initiated activities and calls at the Police Department that do not divert agency resources.

Personnel:

Extra Duty Hours						
Feb	2016	2017	2018	2019	2020	2021 YTD
45.25	3,299.00	4,076.75	4,525.01	4,392.75	995.50	87.25

City sponsored events/assignments are considered overtime assignments and are not included in extra duty reporting.

Overtime (2021)	Feb Total	2018 Total	2019 Total	2020 Total	2021 YTD
Office of the Chief	\$0.00	\$200.97	\$180.55	\$62.84	\$0.00
Operations Division	\$5,954.53	\$266,946.37	\$151,599.12	\$118,609.28	\$10,543.17
Services Division	\$5,312.06	\$152,064.54	\$136,802.31	\$89,971.82	\$12,608.38
Investigations Division	\$845.89	\$75,893.65	\$42,992.18	\$19,358.26	\$917.70
TOTAL	\$12,112.48	\$495,422.53	\$331,574.16	\$228,013.20	\$24,069.25

Significant Issues (not noted above):

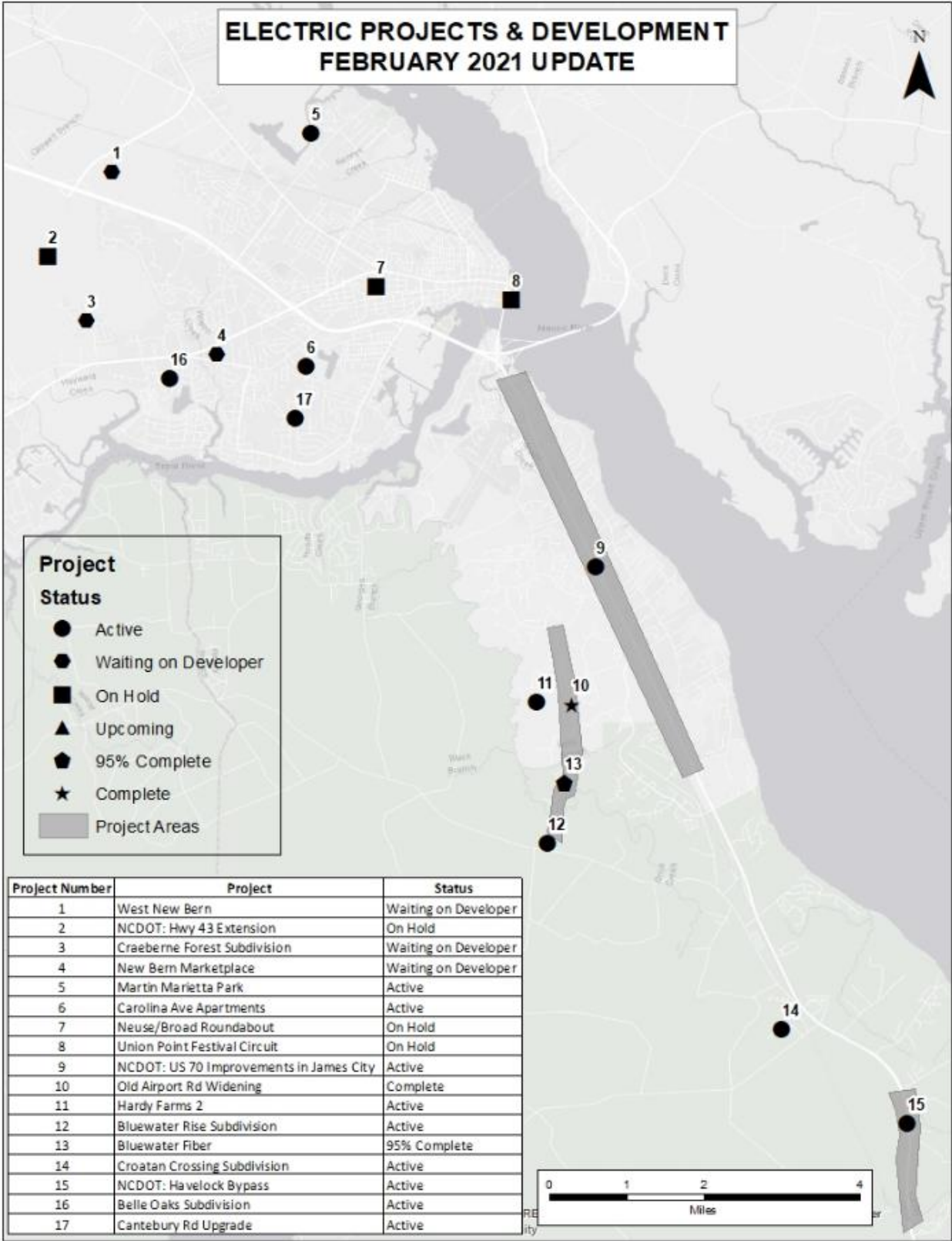
None

Public Utilities

- **High-Profile Projects:** Nine high profile projects have been identified for electric utilities. A location map is attached to assist with visualizing the project locations. There are also five high profile water and sewer projects currently underway. An updated summary is included.
- **System Reliability:** A total of 18 interruptions were recorded on the electric system during the month of February. This impacted a total of 325 customers. As a result, customers experienced an average of 1.245 interruptions and were restored in an average of 23.435 minutes. Additional details are provided in the table of “Electric System Outages and Reliability Statistics”.
- **Safety:** Due to COVID restrictions, we have resumed having safety meetings virtually using the “Teams” option until further notice.
- **Electric and Water Sales:** Graphical trends of revenue and expenses are Included.
- **Employee Recognition:**

Congratulations to **Robbie Allen** our Substation Superintendent. Robbie will be teaching a course on basic substation design principles and substation operations for the Powerline Technician class at Coastal Carolina Community College in the Spring. Best of luck to you, Robbie!

A huge thank you to **Paul Baker, Taylor Fornes, Cedric Smith, Noah Banks, Ryan Ordiway and Justin Rupert** for going above and beyond by helping our neighbors in High Point, North Carolina get power restored after a winter storm. We know the citizens of High Point are very thankful for all your hard work, and we are too!



Public Utilities

- **Advanced Metering Infrastructure Project** - This project involves installing a network of electric and water meters. We are currently reading 14,930 water meters and 23,963 electric meters, of which 11,133 are disconnect meters. There have been 6,472 two-way load management switches installed.

January 2021

Utility	Active Cust.	Never AMI Cust.	Active AMI Cust.	% Complete
Electric	22,868	36*	22,831	99.983
Water	18,110	~ 2,648	~ 15,193	~ 98.26
Installed Gateways		41		
Installed Relays		86		
LM Customers		4,049		
Total Switches		6,431		
Controlled Devices				
Air Conditioner	Electric Furnace	Heat Strips	Water Heaters	
4,046	85	2,098	2,229	

**Electricities read meters*

- **Street Lighting** - This project involves the changing out of street lights, area lights, and security and flood lights throughout the city. The current area of focus for this project is the area between Neuse Boulevard and Martin Luther King Jr. Boulevard and is 95% complete.
- **Vegetation Management** – Is ongoing throughout the service area.

High-Profile Electric Projects:

- **Bluewater Rise Subdivision.** *New underground residential subdivision.* Construction is following the pace of the developer.
- **Croatan Crossing Subdivision.** Construction is following the pace of the developer. This project is 98% complete.
- **NCDOT.** *This consist of various NCDOT projects.*
 - NC Hwy 43 Extension – On hold by NCDOT.
 - Neuse Boulevard Roundabout – On hold by NCDOT.
 - US Hwy 70 – James City – Engineering, Design and Construction
 - Havelock Bypass – Engineering, Design and Construction
 - Thurman Road to Havelock bypass – NCDOT hold.
 - Reimbursable dollars to date: \$472,350.27; collected to date \$472,350.27*
- **Martin Marietta** – Following pace of developer.
- **Golden LEAF Grant** – This grant has been awarded to raise electrical infrastructure that was inundated during Florence. Design and Engineering
- **Carolina Avenue Apartments** – Construction activities follow pace of developer.
- **West New Bern** – Electric line extension in progress.
- **Volkswagon DEQ Grant** – Electric vehicle chargers. Grant administration. Board approval has been obtained – moving forward.
- **Canterbury Road** – Overhead to underground conversion 60% complete.

Public Utilities

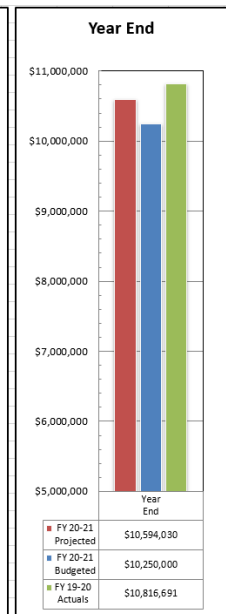
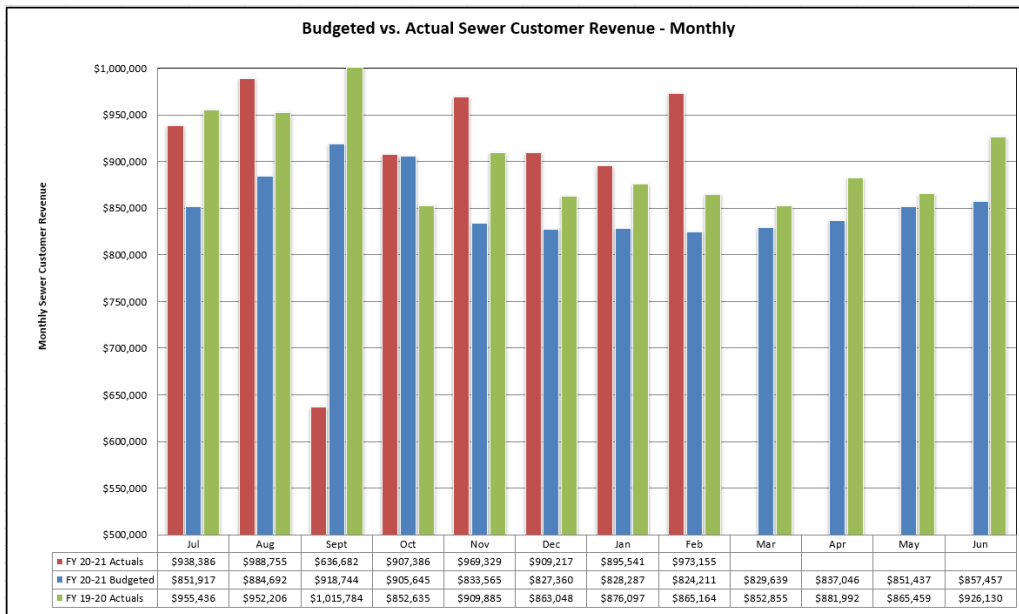
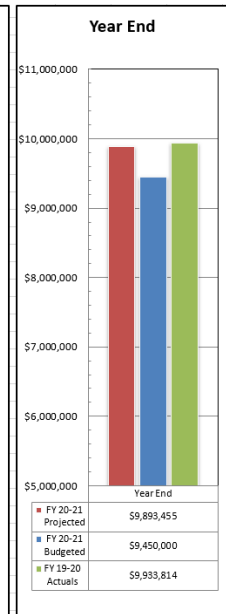
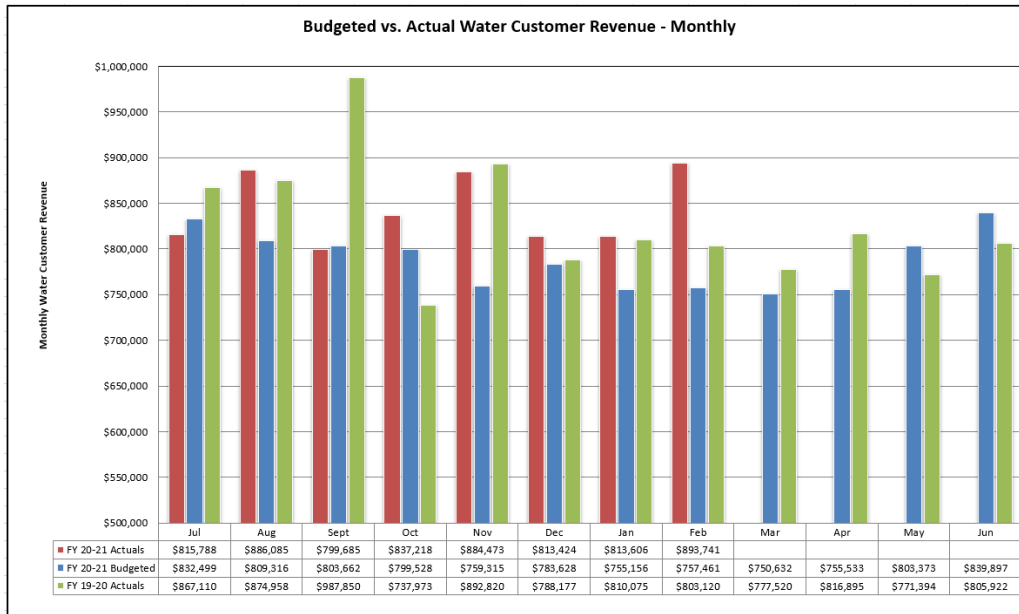
High-Profile Water Resources Projects:

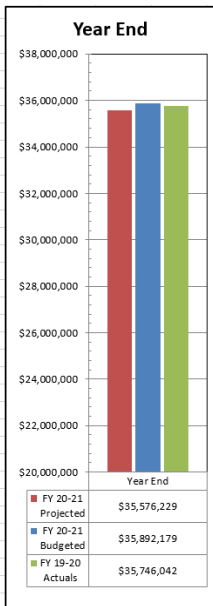
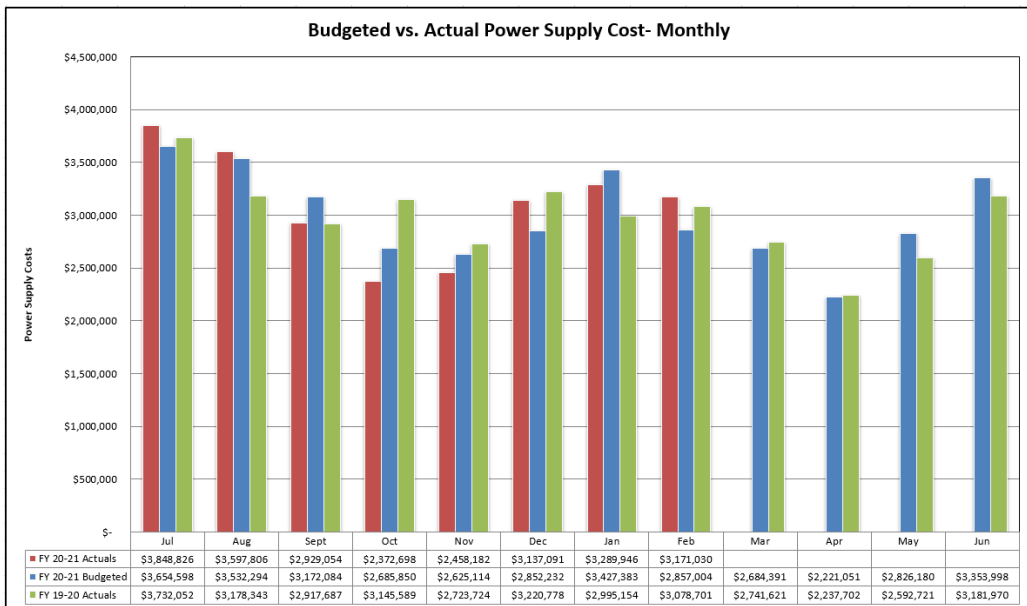
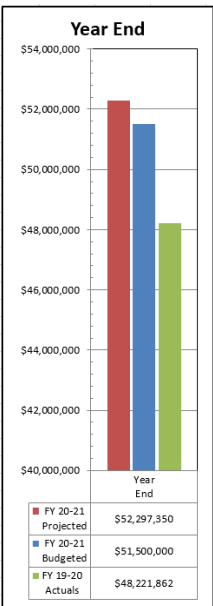
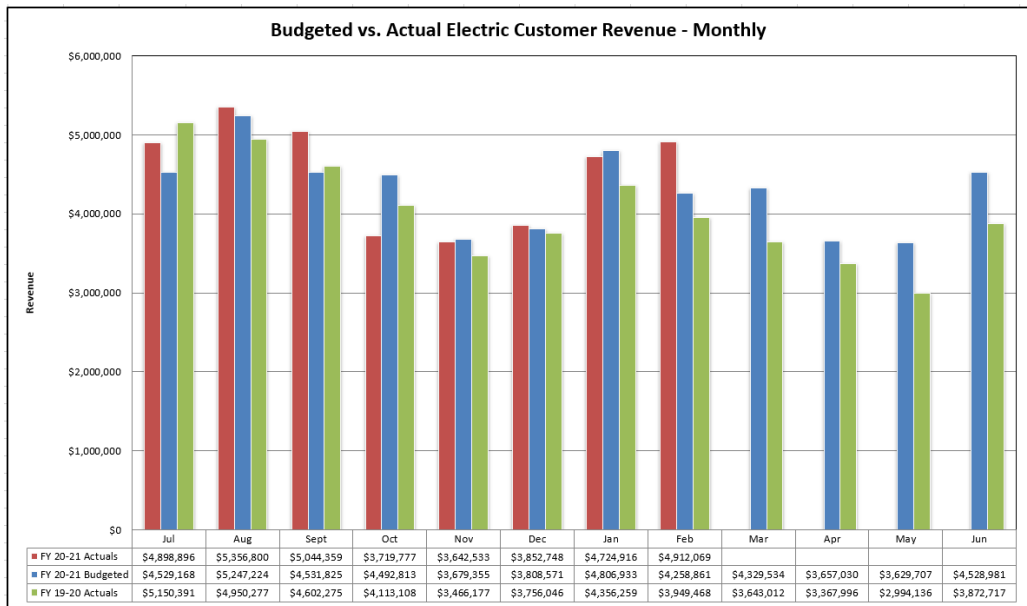
- **Township No. 7 Sewer Improvements – Phase III**. *Sewer system infrastructure improvements for increasing transmission capacity.* Due to the pump station’s proposed location in the historic district and on State property, several additional approvals will have to be obtained prior to being able to move forward with construction. The easement for the pump station site is in processing within the State Property Office and the final plans have been submitted to other various state agencies for permitting.
- **West New Bern Water System Improvements** – *Water system infrastructure improvements between the Highways 17 and 55 corridors increasing available domestic and fire flow supplies.* The NCDOT has postponed the proposed work on extending Highway 43, which will impact the southern tie-in for this project. At this point, we plan to continue moving forward with the water project and will make the necessary modifications to the project to complete the southern tie-in, without the highway improvements in place.
- **Griffin Avenue Water & Sewer Rehabilitation Project** – *Rehabilitation of the existing water and sewer systems along the western portion of Griffin Avenue and the complete replacement of sewer pump station No. 43 that services this area.* This past month the contractor has completed all of the water and sewer improvements for the project. The asphalt repair is scheduled to begin in early March, as soon as weather will allow.
- **Racetrack Road Sewer Lift Station Rehabilitation Project** – *Rehabilitation of the existing sewer pump station No. 29 that services a small area of Racetrack Road, near the railroad crossing.* All of the necessary permits for this project have been received and the necessary pump station components have been delivered. Bids for this project have been received and the low bidder is the same contractor that will be completing the Griffin Ave. Project. Start of the project is tentatively set for early July.
- **WWTP Influent Pump Station Rehabilitation Project** – *Rehabilitation of the interior of the existing influent pump station at the main WWTP and replacement of piping and pump components.* Over the past month the rehabilitation of the influent pump interior has been completed. This was the final phase of a three part project that started in 2015. Now the influent station, wet well, pumps, piping, and influent gravity system have all been completely rehabilitated or replaced and this critical infrastructure is ready for another 30 years of service.

Public Utilities

Electric System Outages and Reliability Statistics			
	February 2021		2021 YTD
# of Interruptions	18		37
# of Customers out	325		530
Customers Minutes Out	27,990		40,982
February 1, 2021 to February 31, 2021			
SAIDI (Minutes)	SAIFI (# of Interruptions)	CAIDI (Minutes)	ASIAI (Percent)
1.245	0.0145	86.124	99.9967%
February 1, 2020 to February 31, 2021			
SAIDI (Minutes)	SAIFI (# of Interruptions)	CAIDI (Minutes)	ASIAI (Percent)
23.435	0.48	48.841	99.9958%
February 1, 2019 to February 31, 2020			
SAIDI (Minutes)	SAIFI (# of Interruptions)	CAIDI (Minutes)	ASIAI (Percent)
18.052	0.215	84.084	99.9968%

Outages		
Scheduled/Unscheduled	Cause	Total Outages
Unscheduled	Squirrel/Snake/Bird	2
Unscheduled	Equipment Worn Out	3
Unscheduled	Storm	0
Unscheduled	Vine	1
Unscheduled	Vehicle Accident	1
Unscheduled	Tree	0
Unscheduled	Equipment Damage	1
Scheduled	Repairs	2
Unscheduled	Wind	0
Unscheduled	Unknown/Other	5
Unscheduled	Manufacturing Defect	1
Unscheduled	Contact with Foreign Object	0
Unscheduled	Human	0
Unscheduled	Lightning	1
Unscheduled	Failure of Greater Transmission	0
Unscheduled	Equipment Replacement	1
Unscheduled	Non Utility Fire	0
Total		18





Public Works

Leaf and Limb:

Service Provided (Tons)	FY18-19 YTD	FY19-20 YTD	FY20-21 YTD	February 2021
White Goods Collected	13.50	63.00	54.00	0.00
Brown Goods Collected	3,240.60	4,151.40	2,527.80	250.80
Yard Waste Received	13,533.83	15,531.57	9,186.04	804.98
Mulch Dispersed	3,616.43	2,894.85	207.85	79.90

City Garage:

Costs	FY18-19 YTD	FY19-20 YTD	FY20-21 YTD	February 2021
Services Provided by City Garage:				
Vehicles Serviced	2,100	3,090	1,774	218
Total Labor Cost	\$ 66,419.98	\$119,392.63	\$ 77,194.76	\$ 9,189.16
Total Parts Cost	\$157,426.24	\$218,398.58	\$148,981.35	\$12,819.00
Total Cost (Parts + Labor)	\$223,846.22	\$337,791.21	\$225,976.11	\$21,808.17
Services Provided by Contract:				
Vehicles Serviced	561	542	232	22
Total Labor Cost	\$105,084.08	\$126,420.89	\$ 62,962.28	\$ 5,669.61
Total Parts Cost	\$149,681.60	\$168,023.32	\$ 91,251.96	\$ 4,924.12
Total Cost (Parts + Labor)	\$254,765.68	\$294,444.21	\$154,214.24	\$10,593.73
Total Services Provided (City Garage & Contract):				
Vehicles Serviced	2,664	3,632	2,004	240
Total Labor Cost	\$171,896.06	\$268,422.38	\$140,157.04	\$14,858.77
Total Parts Cost	\$307,400.97	\$363,813.04	\$240,033.31	\$17,543.12
Total Cost (Parts + Labor)	\$479,207.03	\$632,235.42	\$380,190.35	\$32,401.90

Cost by Department	FY18-19 YTD	FY19-20 YTD	FY20-21 YTD	February 2021
Public Utilities (Electric)	\$ 69,094.12	\$ 73,116.32	\$ 49,631.41	\$ 2,017.43
Public Utilities (W&S)	\$111,925.30	\$106,776.47	\$ 95,222.87	\$11,784.25
Police	\$101,295.14	\$110,281.92	\$ 61,575.27	\$ 5,549.64
Recreation & Parks	\$ 34,028.25	\$ 39,637.59	\$ 14,001.50	\$ 511.64
Finance	\$ 13,589.19	\$ 19,417.26	\$ 10,155.41	\$ 474.21
Public Works	\$ 89,933.67	\$206,565.04	\$100,193.09	\$ 7,811.66
Fire / Rescue	\$ 56,319.94	\$ 72,295.39	\$ 45,476.43	\$ 3,955.18
Human Resources	\$ 903.83	\$ 665.96	\$ 998.48	\$ 0.00
Development Services	\$ 2,117.58	\$ 3,479.48	\$ 2,935.92	\$ 297.89

Significant Issues: None.

Attendance for Board Appointees

Board of Adjustment			
Appointee	Current Month Attendance*	Meetings Missed in 2021 To Date	Appointed By
Richard Parsons	N/A	0	Ward 1
Peter Dillon	N/A	0	Ward 3
Jim Morrison	N/A	0	Ward 5
John Riggs	N/A	0	Ward 6
Kenneth "Kip" Peregoy	N/A	0	Mayor Outlaw
Barbara Sampson	N/A	0	Ward 5
Jonathan Foster (Alternate)	N/A	0	Ward 4
Ross Beebe (Alternate)	N/A	0	Ward 3

*A meeting was not held in February.

Community Development Advisory Committee			
Appointee	Current Month Attendance*	Meetings Missed in 2021 To Date	Appointed By
Corinne Corr	N/A	0	Ward 1
Carol Williams	N/A	1	Ward 2
Marshall Williams	N/A	0	Ward 3
Vernon Guion	N/A	1	Ward 4
Dell Simmons	N/A	1	Ward 5
Lindsay Best	N/A	0	Ward 6

Meetings are held quarterly. A meeting was held in February.

Craven County Tourism Development Authority			
Appointee	Current Month Attendance	Meetings Missed in 2021 To Date	Appointed By
Mark Stephens	P	0	BOA

Eastern Carolina Council of Government			
Appointee	Current Month* Attendance	Meetings Missed in 2021 To Date	Appointed By
Johnnie Ray Kinsey	P	0	Aster

*Attendance is only *required* at January and June meetings.

Attendance for Board Appointees

Friends of New Bern Firemen’s Museum, Inc. Board of Directors			
Appointee	Current Month Attendance*	Meetings Missed in 2021 To Date	Appointed By
George Halyak	N/A	0	Ward 1
Mike Markham	N/A	0	Ward 2
David Finn	N/A	0	Ward 3
Betty Blythe	N/A	0	Ward 4
Henry Watson	N/A	0	Ward 5
Carol Zink	N/A	0	Ward 6
Gary Lingman	N/A	1	Mayor
William Frederick	N/A	0	Best
David Pickens	N/A	0	Odham
Ex-officio Bobby Aster	N/A	1	Odham

*A meeting was not held in February.

Historic Preservation Commission			
Appointee	Current Month Attendance	Meetings Missed in 2021 To Date	Appointed By
Tripp Eure	P	1	Mayor
Ellen Sheriden	P	1	Ward 1
Dr. Ruth Cox	P	0	Ward 2
Jim Bisbee	P	0	Ward 3
Christian Evans	P	0	Ward 4
James Woods, Jr.	A	1	Ward 5
George Brake	P	0	Ward 6
Peggy Broadway	P	0	Harris
Joe Klotz	P	0	Odham

Attendance for Board Appointees

Housing Authority of the City of New Bern			
Appointee	Current Month Attendance	Meetings Missed in 2021 To Date	Appointed By
Vacant	N/A	N/A	Mayor
Pete Monte	P	0	Mayor
Chris Ormond	A	1	Mayor
Molichia Hardy	P	0	HA Residents
Ronald Scott	P	0	Mayor
Janelle Reddick	P	0	Mayor
Denise Harris-Powell	P	0	Mayor

New Bern Appearance Commission			
Appointee	Current Month Attendance	Meetings Missed in 2021 To Date	Appointed By
Vacant	N/A	N/A	N/A
James Dugan	P	0	Ward 1 - Bengel
Paula Jessup	P	0	Ward 2 - Harris
Vacant	N/A	N/A	N/A
Suzannah Talton	P	0	Ward 1 - Bengel
Vacant	N/A	N/A	N/A
John Phaup	P	0	Ward 5 - Best

New Bern Area Metropolitan Planning Organization – Transportation Advisory Committee			
Appointee	Current Month Attendance*	Meetings Missed in 2021 To Date	Appointed By
Jeffrey Odham	P	0	Mitchell
Johnnie Ray Kinsey (Alternate)*	N/A	0	White

*Alternate only *required* when regular appointee is not attendance.

*A meeting was not held in February.

Attendance for Board Appointees

New Bern-Craven County Public Library Board of Trustees			
Appointee	Current Month Attendance*	Meetings Missed in 2021 To Date	Appointed By
Carol Becton	P	0	Odham
Sam Carter	P	0	Bengel
Bo Wernersbach	A	1	Bengel
Shelley Maloy	P	0	Bengel
Sabrina Bengel	P	0	Aster

*Meetings are held alternate months (February, April, June, August, October and December).

Planning & Zoning Board			
Appointee	Current Month Attendance	Meetings Missed in 2021 To Date	Appointed By
Anne Schout	P	0	Mayor
Travis Oakley	A	1	Ward 1
Margie Dunn	P	0	Ward 2
Gasper Sonny Aluzzo	P	0	Ward 3
Raymond Layton	P	0	Ward 4
Marcus Simmons	A	1	Ward 5
Pat Dougherty	A	1	Ward 6

Police Civil Service Board			
Appointee	Current Month Attendance*	Meetings Missed in 2021 To Date	Appointed By
Kennail Humphrey	N/A	0	Best
Eric Queen	N/A	0	Aster
Victor Taylor	N/A	0	Kinsey
Kevin Rock	N/A	0	Odham
Robert "Bob" West	N/A	0	Bengel

*Meetings are only held on an as-needed basis for appeals of disciplinary actions.

Attendance for Board Appointees

Redevelopment Commission			
Appointee	Current Month Attendance	Meetings Missed in 2021 To Date	Appointed By
Maria Cho	P	0	Gov. Bd. As Whole
Kip Peregoy	P	0	Gov. Bd. as Whole
Beth Walker	P	0	Gov. Bd. as Whole
Julian (Jay) Tripp	P	0	Gov. Bd. as Whole
Leander “Robbie” Morgan, Jr.	A	1	Gov. Bd. as Whole
Steve Strickland	P	0	Gov. Bd. as Whole
John Young	A	1	Gov. Bd. as Whole
Tabari Wallace	A	2	Gov. Bd. as Whole
Tharesa Lee	P	0	Gov. Bd. as Whole

NOTE: At-large appointments reflect the name of the Governing Board member who made the appointment. All other appointments are specific to the Mayor or a Ward and are noted as such.

Stanley White Recreation Center Advisory Committee			
Appointee	Current Month Attendance*	Meetings Missed in 2021 To Date	Appointed By
Leander Morgan, Jr.	A	1	Gov. Bd. As Whole
Talina Massey	P	0	Gov. Bd. as Whole
Kurtis Stewart	P	0	Gov. Bd. as Whole
James Woods	P	0	Gov. Bd. as Whole
Bernard White	P	0	Gov. Bd. as Whole
Reginald Pender	P	0	Gov. Bd. as Whole
Elijah Brown	P	0	Gov. Bd. as Whole
Barbara Lee	P	0	Gov. Bd. as Whole