

NEW BERN



NORTH CAROLINA

Everything comes together here

Departmental Monthly Reports

April 2017

Table of Contents

Development Services	1
Finance	4
Fire	5
Human Resources	6
Parks & Recreation	7
Police	8
Public Utilities	11
Public Works	16
Attendance for Board Appointees	18

Development Services

Inspections:

Overview	2016 YTD	% Change from Last Year	2017 YTD	March 2017	% Change from Previous Month
Commercial Permits – New Construction	59	31%	85	21	15%
Residential Permits – New Single Family	26	16%	31	5	-50%
Residential Permits – Additions/Remodels	77	-24%	62	17	-45%
Mobile Homes	10	-600%	6	1	-300%
Signs	16	11%	18	6	-13%
Certificates of Occupancy – Residential	39	-34%	29	6	-41%
Certificates of Occupancy – Commercial	4	0%	4	1	-50%
Total Permit Valuation	\$17,668,036	-37%	\$16,862,488	\$4,212,017	-45%

Significant Issues and Projects:

- **Days Hotel:** Demolition contractor will be mobilizing equipment on site the week of May 29th with demolition to begin soon after.
- **2017 Annual NCAMPO Conference:** Staff held annual North Carolina Association of MPOs conference April 26-28. Highlights of the conference are as follows:
 - Number of attendees from across the state: 385
 - Attendees included members from NC MPOs, RPOs, NCDOT & FHWA
 - Keynote speaker was The Honorable Ursula Wyss from our sister city, Bern, Switzerland
 - Newly-elected NCDOT Transportation Secretary James Trogdon spoke during the closing plenary session
 - Local speakers included:
 - Mayor Dana Outlaw
 - Craven County Commissioner/NBAMPO TAC Chair Steve Tyson
 - Board of Transportation Member/NBAMPO TAC Member General Hugh Overholt
 - NBAMPO Administrator Maurizia Chapman

Community and Economic Development:

- **Brownfields:** Preparing analysis of Brownfield properties in the Greater Five Points area for potential clean-up and development. Remediation funding options are being explored.
- **Revive Five:** Rebranding being lead by Craven Community College Marketing Department and Greater Duffyfield Residents Council. Staff made presentation to implementation committee and Pennrose Development.

Development Services

- **First Street Corridor:** RFQ submission deadline May 15, 2017. Food programs initiative funding underway in collaboration with Veteran's Organic Garden.
- **Habitat for Humanity:** Staff met with new Habitat Director, Mike Williams.
- **The Entrepreneur Center:** Staff was notified by Timothy Downs that the County has concern about 509 Broad Street and will be selling the building. It is no longer available for use as The Entrepreneur Center. Other locations are being considered. Catalyst funds for drainage must be readdressed (\$54k).
- **Electricities:** Staff attended meeting with Electricities and Duke Energy concerning customer site/choice selection process.
- **Site Development-Airport:** Analysis complete. Marketing materials available.
- **CDBG:** 2016-2017 \$250,955 allocated.
- **Paint Your Heart Out:** 2017 event will be July 23-29. Partnered with NRCCDC, Greater Duffyfield Residents Council, East Carolina Council and CNI to leverage funding opportunities. Homes identified. Donations and sponsors being sought.
- **CNI: Recidivism efforts:** YouthBuild collaborating with CCC, Reentry Council, County, ECC, and CCA in application for DOL grant \$700,000.
- **Veteran's Organic Garden:** The VEBCOG is applying for a grant through the USDA to expand their presence.

Other:

- **Zoning** – Twenty-two land use approvals were issued during the month.
- **Planning & Zoning Board:** The Planning & Zoning Board met on April 4th. The Board recommended approval of the following amendments to the Land Use Ordinance:
 - Article XXII: "Design Guidelines and Performance Standards—U.S. Highway 17/Dr. Martin Luther King Jr. Boulevard Corridor", Section 15-466 (b) (2): Sheathing Materials.
 - Article II: "Definitions", Section 15-15, Definitions, addition of Aluminum Composite Material (ACM)
 - Article IV: "Permits & Final Plat Approval", Section 15-82, Protection Against Defects,
 - Article IV: "Permits & Final Plat Approval", Section 15-86, Planned Unit Developments Established,
 - Article VI: "Hearing Procedures for Appeals and Applications", Hearing required on appeals and applications
 - Article VI: "Hearing Procedures for Appeals and Applications", SubpoenasThe proposed amendments will be reviewed and a public hearing held by the Board of Aldermen on May 9, 2017.
- **HPC** – Provided staff support for Historical Preservation Commission's Regular Meeting on April 19th for the following projects:
 - A. 229 Change St.—the addition of a sunroom in the tertiary AVC. This is a noncontributing structure (1968).
 - B. 607 Johnson St.—to include converting a screen porch into a sunroom and enclose with glass sliding and fixed windows in the tertiary AVC.

Development Services

- **Minor COA'S Issued**

- A. 208 Pollock Street—installation of a wooden fence in the tertiary AVC.
- B. 508 Metcalf Street—tree removal in the tertiary AVC
- C. 513 Middle Street—installation of wooden handrails in the primary AVC
- D. 724 Pollock Street—removal of a tree in the tertiary AVC
- E. 722 Pollock Street—removal of a tree in the tertiary AVC

Finance

Fund Balance Available for Appropriation and Days Cash on Hand:

Fund	As of 06/30/14	As of 06/30/15	As of 6/30/16	Estimate for February 2017*	Estimate for March 2017*
Water (Available)	\$6,844,978	\$7,885,359	\$8,497,223	\$8,532,682	\$8,849,900
Water (Days)	294	497	516	291	301
Sewer (Available)	\$3,379,175	\$3,441,193	\$3,422,417	\$4,167,127	\$4,539,152
Sewer (Days)	128	196	227	162	174
Electric (Available)	\$8,171,048	\$9,187,629	\$11,138,265	\$12,104,724	\$12,373,001
Electric (Days)	88	94	130	105	112
General (Available)	\$9,183,675	\$15,531,641	\$16,186,421	\$19,436,648	\$18,754,170
General %	32.09%	56.95%	45.63%	50.06%	48.31%

*The actual fund balance and Days Cash on Hand for each fiscal year are determined after the completion of the Comprehensive Annual Financial Report. The amounts above are estimates based on current financial information.

Significant Issues:

None.

Fire

Fire Suppression:

Incidents	2016 Total	2017 YTD	Last Month	Current Month
*Number of Incidents	1,336	499	104	145
90% Response Time to Incidents	8 minutes 46 seconds	7 minutes 11 seconds	7 minutes 26 seconds	7 minutes 12 seconds
Endangered Property Value	\$10,115,346	\$1,158,810	\$47,700	\$587,990
Property Losses Due to Fire	\$598,831	\$402,850	\$15,700	\$55,200
Percentage of Saved Property Value	94.08%	78.07%	67.09%	90.61%
Overlapping Incidents	138	42	4	13

Fire Prevention:

Prevention Statistics	2016 Total	2017 YTD	Last Month	Current Month
Fire Investigations	26	15	1	4
Fire Inspections	1,628	630	167	97
Permits Issued	118	24	7	7
Child-Passenger Seat Checks	247	70	32	9
People Educated Through Public Fire & Life-Safety Programs	12,951	1,935	988	619

Narcan:

Statistics	2016 Total	2017 YTD	Last Month	Current Month
Overdose Calls Responded To	N/A	15	6	9
Instances Narcan Administered	N/A	4	1	3

Significant Issues:

- 24 smoke alarms were installed this month; 60 in 2017 YTD; 132 in 2016 YTD.
- Continued with Leadership Development Training with Facilitator James Rowan via webinars.
- Fire and Police Departments held a joint Open House on April 29, 2017. It was a great success and well received by the community.

Human Resources

City-Wide Vacancies:

Department	Budgeted Positions	Separations During the Month	Positions Filled By External Candidates During the Month	Current Vacancies	Turnover FY15/16	Turnover FY16/17
Administration	12	0	0	0	1	0
Development Services	17	0	0	0	2	0
Finance	39	0	1	3	8	4
Fire	66	0	0	0	5	1
Human Resources	5	0	0	0	1	0
Parks & Recreation	29	0	1	1	1	2
Police	114	0	1	8	18	11
Public Utilities (Electric)	51	0	2	1	6	1
Public Works	47	0	0	1	10	7
Water Resources	78	2	0	4	9	8
Totals:	458*	2	5	17**	61	34

**Includes regular and 2 grant-funded positions approved for the fiscal year; also includes 1 part-time position in Parks & Recreation; does not include seasonal positions.*

***Current vacancies due to separations from employment, promotions, demotions and transfers.*

Safety News:

Workers' Compensation	2016	2017
Current Month's Claims	3 OSHA Recordable 2 Lost Time 1 Non-Recordable 1 Denied	2 OSHA Recordable 1 Lost Time 1 Non-Recordable 1 Denied
Year-to-Date Claims	13 Recordable 8 Non-Recordable	19 Recordable 7 Non-Recordable
Current Month Costs	\$36,824.75	\$76,895.38
Year-to-Date Costs	\$230,120.63	\$427,889.15

Other:

None.

Parks and Recreation

Significant Issues:

- Thalmann Field Project is near completion, including restroom construction. Scoreboard has been installed.
- Phase I of the Neuse Gateway Project (parking lot/piers & docks) will start pending budget amendment acknowledging grant funds received.
- North Carolina Mountains-to-Sea Trail work begins in May and June with installation of trail signs.
- Senior Baseball League began on Sunday, April 9, 2017.
- Mowing season is in full bloom.
- Contract work for cemetery repairs continue.
- Earth Day Celebrations held at Ft. Totten and Henderson Park/Stanley White Recreation Center.
- Queen Street corridor planting is complete.

Police

Crime:

Incidents & Arrests	Current Month Total	2014 Total	2015 Total	2016 Total	2017 YTD
NIBRs* Group A Incidents	174	2,609	2,522	2,540	810
NIBRs* Group B Incidents (Arrests)	73	715	695	723	281
Adult Arrests	118	1,548	1,538	1,495	521
Juvenile Arrests	0	43	25	10	4
Total Arrests	118	1,591	1,563	1,505	525
Police Calls for Service	3,699	41,530	41,878	43,949	15,062
Business Alarms Dispatched	166	1,842	1,382	1,968	554
Residential Alarms Dispatched	64	782	777	878	243
Alarm Calls (PD Dispatched)	230	2,624	2,159	2,846	797

*NIBRs = National Incident-Based Reporting System

Monthly and year-to-date totals are subject to change due to reports being submitted/merged after the month for which they were reported and to account for corrections/changes to the original classifications.

Index Crime Report	Current Month Total	2014 Total	2015 Total	2016 Total	2017 YTD
Homicide	0	0	9	3	0
Rape	2	9	5	11	2
Robbery	5	39	30	50	19
Aggravated Assault	10	70	68	82	39
B&E – Residence	7	192	181	168	51
B&E – Business	4	46	35	27	18
Theft from Motor Vehicle	7	204	157	173	61
Larceny	59	859	867	796	252
Motor Vehicle Theft	2	25	32	30	9
Arson	0	1	3	6	0
Total:	96	1,445	1,387	1,346	451

Criminal Investigations	Current Month Total	2014 Total	2015 Total	2016 Total	2017 YTD
Cases Assigned	9	205	141	179	48
Cases Closed	3	128	72	101	21

Police

Crime Analysis		
Top 5 Calls for Service & Number of Incidents	<u>April 2017</u>	<u>2017 YTD</u>
	1) Traffic Stop/417 2) Citizen Assist/234 3) Follow Up/191 4) Security Check Business/175 5) Alarm Business/166	1) Traffic Stop/2,003 2) Security Check Business/940 3) Citizens Assist/802 4) Follow Up/798 5) Foot Patrol/607
Top 5 Calls for Service by Location and Number of Incidents	1) 601 George Street, New Bern Police Department/230 2) 3105 MLK Jr. Blvd., Wal-Mart/81 3) Middle St. / Pollock St. / 49 4) 1309 Country Club Rd. / 39 5) 3036 M L King Jr Blvd. / 39	
Top 3 Crime Locations for Current Month and Number of Incidents	1) 3105 MLK Jr. Blvd., (Wal-Mart: Larceny)/6 2) 4200 Academic Dr., (New Bern High School: Comm Threats) / 6 3) 3034 MLK Jr. Blvd., (Belk: Larceny)/5	

Cases of Note	
2017:	
2017-14820 Armed Robbery occurred at 403 Midyette Ave., Lot 6.	Investigation continues. Possible suspects have been identified and follow ups are being conducted.
2017-13984 Armed Robbery of an individual 1028 Cedar St.	Investigation continues. Possible suspects have been identified and follow ups are being conducted.
2017-13935 Assault by Pointing a Gun & Assault on a Female occurred at 178 Trent Ct., W Building.	Investigation continues. Possible suspects have been identified and follow ups are being conducted.
2017-13320 Gunshot victim occurred on New Bern Ave.	Investigation continues. Possible suspect has been identified and follow ups are being conducted.
2016-43036 Homicide 1905 Stimpson St.	Investigation continues and follow ups are being conducted.
2016-37743 Homicide 2900 Madison Ave.	Investigation continues and follow ups are being conducted.

Police

Personnel:

Extra Duty Hours	2014 Total	2015 Total	2016 Total	2017 YTD
	1,853.50	2,161.00	3,299.00	1097

Overtime in Dollars	Current Month	2014 Total	2015 Total	2016 Total	2017 YTD
Office of the Chief	\$6.32	\$11,911.58	\$8,783.87	\$1,251.97	\$145.46
Operations Division	\$6,727.83	\$163,316.23	\$145,902.95	\$135,511.65	\$31,644.72
Services Division	\$4,590.34	\$63,974.62	\$62,686.44	\$58,035.21	\$18,583.71
Investigations Division	\$1,444.78	N/A	N/A	\$21,689.72	\$9,332.42
Total:	\$12,769.27	\$239,202.43	\$217,373.26	\$216,488.55	\$59,706.31

Significant Issues (not noted above):

None to report.

Public Utilities

High-Profile Projects:

- **Advanced Metering Infrastructure Project** - *This project involves installing a network of electric and water meters. We are currently reading 5,034 water meters and 11,799 electric meters with 2,316 disconnect meters; and 2,796 two-way load management switches having been installed. Phase II of the project is about 99% complete. We are establishing communication points around the City as required for communications back to the operations center. An additional gateway for Taberna has been completed. The Gateways for Trent Woods should begin in the next few weeks.*
- **Outage Management System** – *This system takes inputs from AMI, Electric SCADA, CIS and GIS and plots the outage on a real time map. The system will allow for faster response time, real time outage reporting and more accurate cause determination. The system also includes an improved IVR (Integrated Voice Response) system, which will give the customers real time data about an outage. The OMS system went live on April 24, 2017.*
- **Overhead Line Rebuild**
 - Racetrack Road. *We are working on upgrading the existing overhead line to feeder capacity. We have set the poles and are preparing to reconductor.*
- **New Underground Developments**
 - Pine Valley Apartments Underground Subdivision Extension. *Install underground primary, secondary, and area lights as needed to provide power within this new apartment complex. Phases One, Two and Three are complete and we are installing the services and lights as the contractor becomes ready.*
 - State Employees Credit Union. *This is a new commercial service on Howell Road. We will be installing power to the site once the contractor has the building and site ready. We have relocated one pole to accommodate the construction. Power to this site shall be installed per City of New Bern’s Electric Line Extension Policy. We have completed our work on this project.*
 - Bluewater Rise. *New underground residential subdivision. We will be extending our existing underground primary along Old Airport Road and into the new development. We are working on a layout of the electrical system and streetlights. Power to this site shall be installed per the Electric Service Regulations.*
- **Downtown Improvements- Overhead to Underground Conversion.** *Pollock Street from Middle Street to Hancock Street. Install underground conduit and cable and decorative street lighting. The north and south side is complete.*
Hancock Street from Broad Street to South Front Street consists of converting a main feeder to underground, removing overhead facilities, installing switchgear, transformers, primary distribution circuits, house services, street lighting circuits and decorative street lighting. We have completed all of the feeder and switchgear work. We have completed the distribution loop and are converting the residential load to the new system. The only portion remaining will be the lighting on the north side of Hancock Street.
- **Township No. 7 Sewer Improvements – Phase III.** *Sewer system infrastructure improvements for increasing transmission capacity. Geotechnical work and rivers sounding for the project are complete and staff is working with the engineering consultant to finalize the force main alignment and design plans required for permitting.*

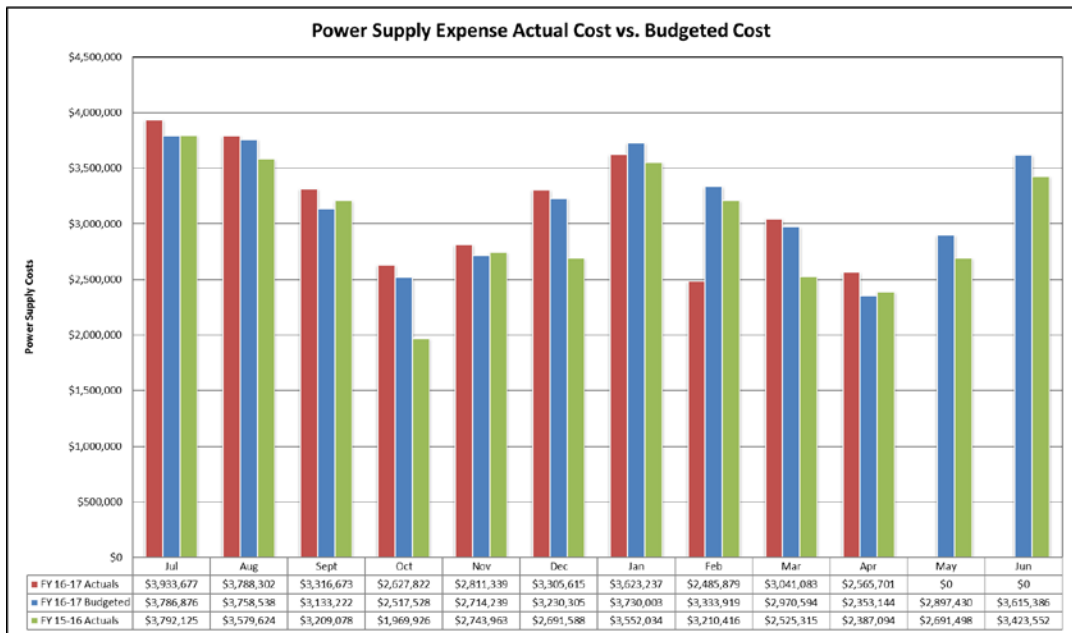

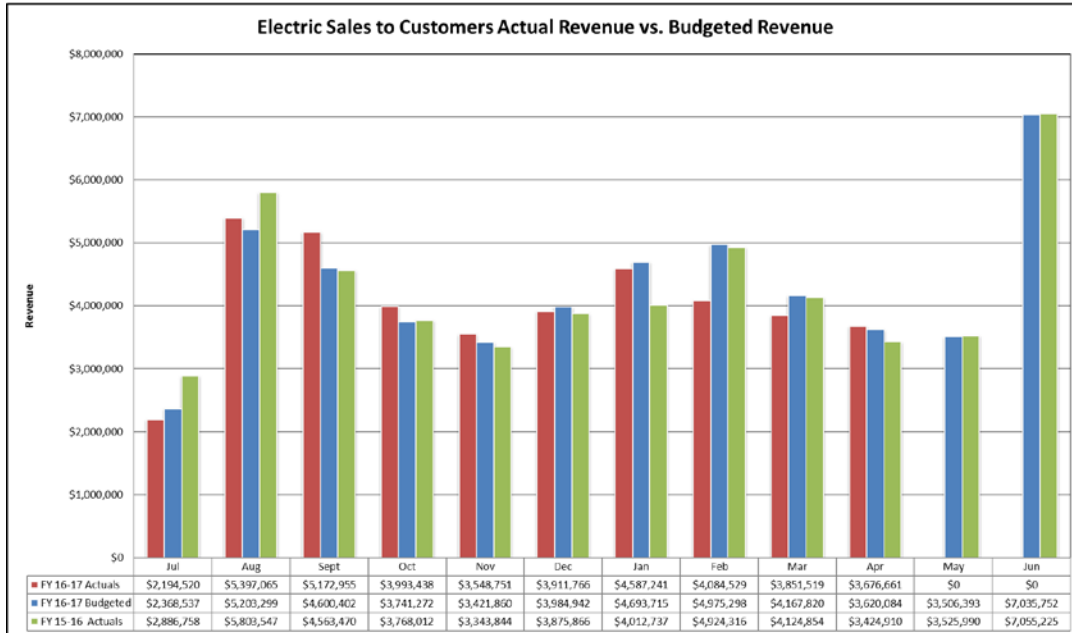
Public Utilities

- **Township No. 7 Sewer Improvements – FY16** - *Sewer system infrastructure improvements for increasing transmission capacity.* Project goals include transferring a portion of the S.T.E.P. system loading to the City's conventional sewer system, increasing system capacity, as well as increasing system efficiency and lowering operating costs by reducing overall operating pressures. The contractor has completed installing all of the piping for the project and testing is currently underway.
- **Water Resources Facility** - *This involves modifications to the existing operations facility to provide for needed administrative space and shower facilities.* Staff is working to complete the site and building plans for the new facility, with a goal of having the project ready to send out for formal bidding the first part of June.
- **West New Bern Water System Improvements** – *Water system infrastructure improvements between the Highways 17 and 55 corridors increasing available domestic and fire flow supplies.* Aerial and ground survey work for the project are complete and staff is working with the engineering consultant to finalize the force main alignment and design plans required for permitting. Staff has begun to make contact with the property owner from whom the City will need a utility easement in order to construct the project.
- **FY-17 Water and Sewer System Improvements** – *Replacement of existing water and sewer infrastructure in the areas that will be included in the FY-17 repaving project.* Public Utilities staff has worked closely with the Public Works staff to develop a list of water and sewer infrastructure items that are in need of repair/replacement prior to beginning the FY-17 repaving project. The water and sewer work on Helen Avenue, Hazel Avenue, and North Craven Street is complete and these areas are ready for the resurfacing contractor. The contractor has now begun on the improvements in the Colony Estates neighborhood and along East Rose Street. The water and sewer work in both of these areas is scheduled to be complete in early June. In addition, the work is just beginning of the Cedar Street and Chapman Street improvements, where the work is scheduled to be complete in the next 90 days.

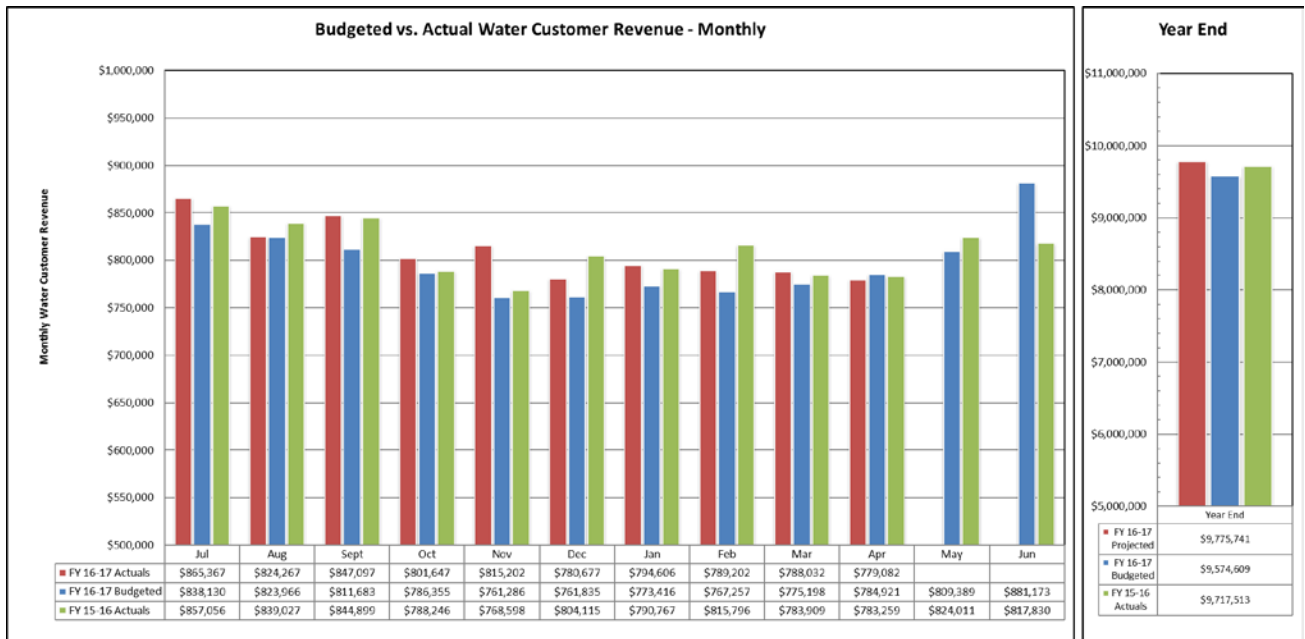
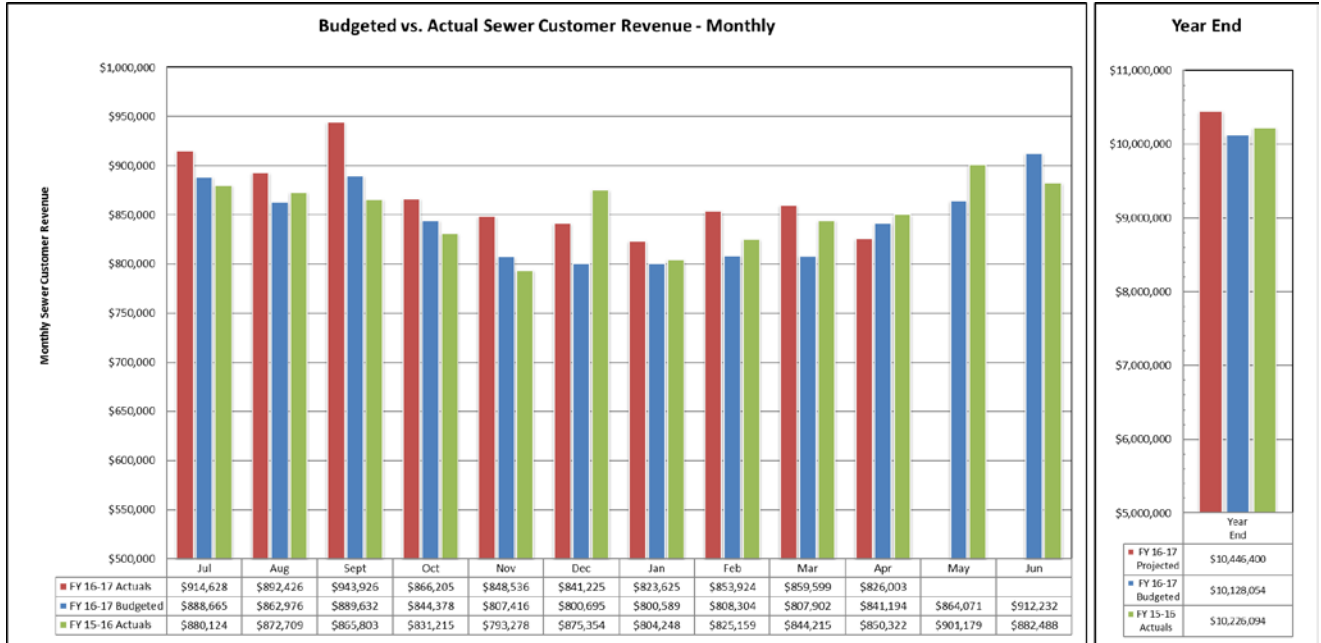
Public Utilities

Electric System Outages and Reliability Statistics				
4-01-16 to 4-30-17				
SAIDI (minutes)	SAIFI (number of interruptions)	CAIDI (minutes)	ASAI (percent)	
6.32	0.077	82.075	99.9989	
4-01-15 to 4-30-16				
SAIDI (minutes)	SAIFI (number of interruptions)	CAIDI (minutes)	ASAI (percent)	
4.42	0.118345	37.499	99.9992	
April-17				
Sched/Unsched	Cause	Substation	Circuit	Total Outages
Unscheduled	Squirrel			
Unscheduled	Bird			
Scheduled	Scheduled			
Unscheduled	Equipment Worn Out			2
Unscheduled	Human			
Unscheduled	Weather			5
Unscheduled	Vehicle Accident			
Unscheduled	Vine			1
Unscheduled	Electrical Failure			3
Unscheduled	Construction			
Unscheduled	Tree			
Unscheduled	Equipment Damage			
Unscheduled	Unknown/Other			
			Total	11

Public Utilities



Public Utilities



Public Works

Leaf and Limb:

Service Provided (Tons)	FY14-15 Total	FY15-16 Total	FY16-17 YTD	April 2017
White Goods Collected	9.00	18.00	7.88	0
Brown Goods Collected	5,422.50	3,539.16	3,069.00	336.60
Yard Waste Received	27,167.90	17,958.92	12,0003.33	857.04
Mulch Dispersed	7,998.90	8,556.95	4,452.66	402.86

City Garage:

Costs	FY14-15 Total	FY15-16 Total	FY16-17 YTD	April 2017
Services Provided by City Garage:				
Vehicles Serviced	1,288	1,643	1,420	83
Total Labor Cost	\$ 36,758.93	\$ 53,147.90	\$ 44,094.70	\$ 2,333.21
Total Parts Cost	\$127,821.46	\$150,034.08	\$125,206.80	\$ 8,011.90
Total Cost (Parts + Labor)	\$164,580.39	\$203,181.98	\$169,301.50	\$10,345.11
Services Provided by Contract:				
Vehicles Serviced	916	674	471	30
Total Labor Cost	\$108,770.25	\$116,862.45	\$101,895.43	\$ 8,651.86
Total Parts Cost	\$192,877.40	\$198,068.81	\$162,230.44	\$ 9,863.84
Total Cost (Parts + Labor)	\$301,647.65	\$314,931.26	\$261,125.87	\$15,515.70
Total Services Provided (City Garage & Contract):				
Vehicles Serviced	2,204	2,317	1,891	113
Total Labor Cost	\$145,529.18	\$170,010.35	\$142,990.76	\$ 7,985.70
Total Parts Cost	\$320,698.86	\$348,052.89	\$287,707.24	\$17,875.74
Total Cost (Parts + Labor)	\$466,228.04	\$518,063.24	\$430,427.37	\$25,860.81

Cost by Department	FY14-15 Total	FY15-16 Total	FY16-17 YTD	April 2017
Public Utilities (Electric)	\$ 86,103.29	\$ 96,332.89	\$82,522.49	\$4,435.37
Public Utilities (W&S)	\$116,802.55	\$120,158.73	\$95,779.54	\$4,021.32
Police	\$ 84,842.82	\$ 85,547.12	\$60,316.33	\$4,758.06
Recreation & Parks	\$ 32,005.09	\$ 45,296.72	\$35,287.02	\$ 565.25
Finance	\$ 28,004.25	\$ 15,044.94	\$ 9,358.77	\$ 574.00
Public Works	\$114,259.82	\$ 86,585.97	\$88,257.45	\$7,315.56
Fire / Rescue	\$ 69,698.98	\$ 54,913.63	\$56,523.51	\$4,191.25
Human Resources	\$ 727.61	\$ 13.01	\$ 475.36	\$ 0
Development Services	\$ 3,275.67	\$ 6,727.03	\$ 1,905.96	\$ 0

Public Works

Significant Issues:

None.

Attendance for Board Appointees

Board of Adjustment			
Appointee	April Attendance*	Meetings Missed in 2017 To Date	Appointed By
Alfred Barfield	N/A	1	Mayor
Richard Parsons	N/A	0	Ward 1
Sarah Afflerbach	N/A	1	Ward 2
Peter Walker	N/A	0	Ward 3
Benjamin Beasley	N/A	0	Ward 4
Kenneth Brown	N/A	0	Ward 5
John Riggs	N/A	1	Ward 6
Kenneth "Kip" Peregoy	N/A	0	Mayor Outlaw
Steve Strickland	N/A	0	Mayor Outlaw
Lois Jamison	N/A	2	Schaible
Beth Walker	N/A	1	Not Available
Peter Adolph	N/A	1	Not Available

*A meeting was not held in April.

Community Development Advisory Committee			
Appointee	April Attendance*	Meetings Missed in 2017 To Date	Appointed By
Corinne Corr	N/A	0	Ward 1
Carol Williams	N/A	0	Ward 2
Marshall Williams	N/A	0	Ward 3
Vernon Guion	N/A	0	Ward 4
Dell Simmons	N/A	1	Ward 5
Mary Shepard	N/A	0	Ward 6

*A meeting was not held in April.

Craven County Tourism Development Authority			
Appointee	April Attendance	Meetings Missed in 2017 To Date	Appointed By
Mark Stephens	Present	0	BOA

Attendance for Board Appointees

Eastern Carolina Council of Government			
Appointee	April Attendance	Meetings Missed in 2017 To Date	Appointed By
Victor Taylor	N/A	0	White

*A meeting was not held in April.

Friends of New Bern Firemen's Museum, Inc. Board of Directors			
Appointee	April Attendance	Meetings Missed in 2017 To Date	Appointed By
Nancy Mansfield	Present	0	Ward 1
Mike Markham	Present	0	Ward 2
David Finn	Present	0	Ward 3
Juleon Dove	Absent	4	Ward 4
Willie Newkirk	Present	0	Ward 5
Larry Collier	Absent	2	Ward 6
Vacant Seat	N/A	0	Mayor
Bill Frederick	Present	0	Blackiston
Bobby Aster	Present	0	White
Richard Blythe	Absent	2	Blackiston

Historic Preservation Commission			
Appointee	April Attendance	Meetings Missed in 2017 To Date	Appointed By
David Griffith	Absent	2	Mayor
Joe Anderson	Present	0	Ward 1
Dr. Ruth Cox	Present	0	Ward 2
Rich Frye	Absent	2	Ward 3
Nancy Gray	Present	0	Ward 4
Tim Thompson	Present	0	Ward 5
Jim Morrison	Present	0	Ward 6
Tripp Eure	Present	0	Blackiston
James Herring	Present	0	White

Attendance for Board Appointees

Housing Authority of the City of New Bern			
Appointee	April Attendance	Meetings Missed in 2017 To Date	Appointed By
Steve Strickland	Absent	1	Mayor
Joe Anderson	Present	0	Mayor
Pete Monte	Present	0	Mayor
Barbara Lee	Absent	2	Mayor
Rob Overman	Present	0	Mayor
Molichia Hardy	Present	0	Mayor
Willie Newkirk, Sr.	Present	1	Mayor
Bill Frederick	Absent	2	Mayor
Carol Becton	Present	0	Mayor
Denise Harris-Powell	Present	1	Mayor
Thomas Hardin	Present	0	Mayor

New Bern Appearance Commission			
Appointee	April Attendance	Meetings Missed in 2017 To Date	Appointed By
Peggy Broadway	Present	0	Ward 1
James Dugan	Present	0	Ward 2
Joseph Cannon	Present	0	Ward 3
Rose Williams	Present	0	Ward 4
Mattie Tatum	Absent	1	Ward 5

New Bern Area Metropolitan Planning Organization – Transportation Advisory Committee			
Appointee	April Attendance*	Meetings Missed in 2017 To Date	Appointed By
E.T. Mitchell	N/A	0	Kinsey
Bernard White	N/A	0	Kinsey

*A meeting was not held in April.

Attendance for Board Appointees

New Bern-Craven County Public Library Board of Trustees			
Appointee	April Attendance	Meetings Missed in 2017 To Date	Appointed By
Carol Becton	Present	1	Not Available
Esther Hardin	Present	0	Not Available
Erika Foluke	Present	1	Taylor
Ethel Staten	Present	0	Taylor
Victor Taylor	Absent	1	Not Available

Planning & Zoning Board			
Appointee	April Attendance	Meetings Missed in 2017 To Date	Appointed By
Willie Newkirk, Sr.	Present	0	Mayor
Jerry Walker	Absent	1	Ward 1
Carol Williams	Present	1	Ward 2
Gasper Sonny Aluzzo	Present	0	Ward 3
Raymond Layton	Present	0	Ward 4
Jeffery Medgett	Present	0	Ward 5
Barry Evans	Present	1	Ward 6

Police Civil Service Board			
Appointee	April Attendance*	Meetings Missed in 2017 To Date	Appointed By
Phil Childrey	N/A	0	Odham
Timothy Tabak	N/A	0	Schaible
Daniel Addario	N/A	0	Odham
Roger Bellamy	N/A	0	White
Phil Urick	N/A	0	Blackiston

*Meetings are held for appeals of disciplinary actions only. A meeting was not required in April.

NOTE: At-large appointments reflect the name of the Governing Board member who made the appointment. All other appointments are specific to the Mayor or a Ward and are noted as such.