

NEW BERN



NORTH CAROLINA

Everything comes together here

Departmental Monthly Reports

August 2017

Table of Contents

Development Services	1
Finance	3
Fire	4
Human Resources	5
Parks & Recreation.....	6
Police.....	7
Public Utilities	10
Public Works	15
Attendance for Board Appointees	17

Development Services

Inspections:

Overview	2016 YTD	% Change from Last Year	2017 YTD	JULY 2017	% Change from Previous Month
Commercial Permits – New Construction	112	19%	138	9	-47%
Residential Permits – New Single Family	53	25%	71	13	7%
Residential Permits – Additions/Remodels	152	-19%	128	13	-18%
Mobile Homes	14	-600%	9	1	-100%
Signs	30	3%	31	5	-25%
Certificates of Occupancy – Residential	66	-16%	57	8	-33%
Certificates of Occupancy – Commercial	6	33%	9	1	0%
Total Permit Valuation	\$65,763,473	-35%	\$48,754,208	\$3,764,180	68%

Community and Economic Development:

- **Brownfields:** MidAtlantic assisting several property owners in CNI study area at this time. Buyers are performing their due diligence on multiple sites.
- **CARTS:** Fixed route revisions coming soon with potential 1st St. drop/pick up site.
- **Revive Five:** Rebranding completed by Craven Community College Marketing Department and Greater Duffyfield Residents Council.
- **First Street Corridor:** Bi-weekly construction meetings continue. Food programs initiative funding underway in collaboration with Veteran’s Organic Garden; grant to USDA submitted. Architect/Engineer selected for workforce development center: The Walker Group. Groundbreaking-August 15 had over 100 attendees. Staff met with DOT to discuss restriping, bike paths, and sidewalks.
- **Habitat for Humanity:** Biddle Street Property is almost complete.
- **The Entrepreneur Center:** New location in development.
- **Site Development-Airport:** Staff met with interested party for potential development.
- **CDBG:** 2017-2087 \$223,934 allocated (approximately \$25,000 less than previous year). Community Development Advisory Committee (CDAC) completed 2017-2018 annual action plan. Staff is updating reporting processes as directed by HUD.
- **Paint Your Heart Out:** 2018 event scheduled for June 11-16. Partnering with Habitat for Humanity to expand their home renovation assistance.
- **Economic Development:** Staff met with multiple developers concerning ongoing and future projects.
- **CNI: Recidivism efforts:** YouthBuild collaborating with Craven Community College, Reentry Council, County, Eastern Carolina Council, and Coastal Community Action in application for Department of Labor grant of \$700,000.

Development Services

- **Veteran’s Employee Base Camp and Organic Garden (“VEBCOG”):** The VEBCOG has applied for a grant through the USDA to expand their presence. Eastern Carolina Council, VEBCOG and Neuse River Community Development Corporation are collaborating on a food-initiatives grant to expand the program.

Other:

- **Zoning** – 27 land-use approvals were issued during the month.
- **Board of Adjustment:** A meeting was not held in July.
- **Planning & Zoning Board:** Provided staff support for the Planning & Zoning Board regular meeting on August 3rd for the following items:
 - A. Presentation of a Certificate of Appreciation for Jimmy Dillahunt (absent) & Barry Evans
 - B. Officer Elections: Chair-Raymond Layton, Vice Chair Aluzzo
 - C. Consideration of a General Plan for Overlook Holdings, LLC/Carolina Colours “Verdant at Carolina Colours”; a proposed 44-lot subdivision on a 30.9 +/- acre tract located on the southern side of Creekscape Crossing. The property is further identified as a portion of Craven County Parcel identification number 7-104 -14008. (Ward 3). Approved.
 - D. Consideration of a Final Plan for John Thomas Engineering/A. Sydes Construction, Inc. “Fenwick Isle”; a proposed 40-lot Planned Unit Development on a 31.18 +/- acre tract located West of Old Airport Road, and North of County Line Road. The property is further identified as a portion of Craven County Parcel identification number 7-106-001 (Ward 3). Approved.
 - E. P&J of New Bern, LLC, is requesting final subdivision plan approval for Craeberne Forest Phase II, Section V, a proposed 21-lot residential Planned Unit Development (PUD). This section of the multi-phase development is located on 4.8+/- acres in the R-10 Residential District. The site is located to the south of Bungalow Drive and to the west of Savoy Boulevard (Ward 6). Approved.
 - F. Alderman Odham appointed Pat Dougherty to fill Barry Evans’ seat
- **HPC** – Provided staff support for the Historical Preservation Commission’s regular meeting on August 16th for the following projects:
 - Old Business:
 - A. 713 Pollock Street (Cammie Lee—GO Architectural Design) —to include the enlargement of a window opening and installing a wood and glass door and the construction of a wooden staircase in the tertiary AVC. Approved.
 - New Applications
 - A. 309 Johnson Street (Fred & Muriel Latham—Richard Parsons)— to include the replacement of a slate roof with a standing seam metal roof and replacement of gutters with half-round galvanized metal gutters in the primary, secondary and tertiary AVC’s. Approved.
 - B. 229 Change Street—(Barbara Thomas—GO Architectural Design) - to include amending a previously issued COA, which requests an addition to a noncontributing structure, installation of an arbor and the pruning of a tree in the tertiary AVC. Approved.
 - Minor COA’S Issued
 - A. 301 Middle Street—the addition of temporary signage in the primary AVC
 - B. 215 Craven Street—the change in roofing materials on low/flat slope roof
 - C. 722 Pollock Street—minor landscaping project in the secondary and tertiary AVC
 - D. 205 New Street—utility installation in the tertiary AVC
 - E. 406 Craven Street— minor landscaping project in the secondary and tertiary AVC

Finance

Fund Balance Available for Appropriation and Days Cash on Hand:

Fund	As of 06/30/14	As of 06/30/15	As of 6/30/16	<i>Estimate for June 2017*</i>	<i>Estimate for July 2017*</i>
Water (Available)	\$6,844,978	\$7,885,359	\$8,497,223	\$6,298,597	\$5,817,536
Water (Days)	294	497	516	464	363
Sewer (Available)	\$3,379,175	\$3,441,193	\$3,422,417	\$4,035,133	\$3,420,556
Sewer (Days)	128	196	227	268	229
Electric (Available)	\$8,171,048	\$9,187,629	\$11,138,265	\$11,051,169	\$14,029,721
Electric (Days)	88	94	130	122	130
General (Available)	\$9,183,675	\$15,531,641	\$16,186,421	\$15,124,852	\$9,494,292
General %	32.09%	56.95%	45.63%	38.87%	25.89%

*The actual fund balance and Days Cash on Hand for each fiscal year are determined after the completion of the Comprehensive Annual Financial Report. The amounts above are estimates based on current financial information.

Significant Issues:

None.

Fire

Fire Suppression:

Incidents	2016 Total	2017 YTD	Last Month	Current Month
*Number of Incidents	1,336	1,039	129	127
90% Response Time to Incidents	8 minutes 46 seconds	6 minutes 57 seconds	6 minutes 47 seconds	6 minutes 46 minutes
Endangered Property Value	\$10,115,346	\$7,417,800	\$1,867,670	\$288,630
Property Losses Due to Fire	\$598,831	\$1,376,940	\$58,050	\$13,500
Percentage of Saved Property Value	94.08%	78.09%	96.89%	95.32%
Overlapping Incidents	138	99	12	14

Fire Prevention:

Prevention Statistics	2016 Total	2017 YTD	Last Month	Current Month
Fire Investigations	26	31	4	4
Fire Inspections	1,628	1,183	96	170
Permits Issued	118	59	2	17
Child-Passenger Seat Checks	247	157	23	18
People Educated Through Public Fire & Life-Safety Programs	12,951	4,002	237	1,056

Narcan:

Statistics	2016 Total	2017 YTD	Last Month	Current Month
Overdose Calls Responded To	N/A	54	11	10
Instances Narcan Administered	N/A	12	1	0

Significant Issues:

- 44 smoke alarms were installed this month; 123 in 2017 YTD; 132 in 2016 YTD.
- Continued with Leadership Development Training with Facilitator James Rowan via webinars.
- New Bern Fire-Rescue hosted the Craven County Firemen's Association monthly meeting on August 2nd. Ed Brinson from the North Carolina State Firefighters' Association was the guest speaker.

Human Resources

City-Wide Vacancies:

Department	Budgeted Positions	Separations During the Month	Positions Filled By External Candidates During the Month	Current Vacancies	Turnover FY16/17	Turnover FY17/18
Administration	12	0	0	0	0	0
Development Services	18	0	0	1	1	0
Finance	39	0	0	3	5	0
Fire	66	0	0	0	1	0
Human Resources	5	0	0	0	0	0
Parks & Recreation	29	0	0	1	3	0
Police	115	1	0	4	14	1
Public Utilities (Electric)	51	1	1	3	2	2
Public Works	47	1	0	4	7	3
Water Resources	78	0	0	2	9	0
Totals:	460*	3	1	18**	42	6

**Includes regular and 2 grant-funded positions approved for the fiscal year; also includes 1 part-time position in Parks & Recreation; does not include seasonal positions.*

***Current vacancies due to separations from employment, promotions, demotions and transfers.*

Safety News:

Workers' Compensation	2017	2018
Current Month's Claims	6 OSHA Recordable 2 Lost Time 0 Non-Recordable 1 Denied	1 OSHA Recordable 1 Lost Time 2 Non-Recordable 1 Denied
Year-to-Date Claims	7 Recordable 0 Non-Recordable	1 Recordable 3 Non-Recordable
Current Month Costs	\$56,441.30	\$247,584.65
Year-to-Date Costs	\$95,680.15	\$272,343.69

Other:

None.

Parks and Recreation

Significant Issues:

None to report.

Police

Crime:

Incidents & Arrests	Current Month Total	2014 Total	2015 Total	2016 Total	2017 YTD
NIBRs* Group A Incidents	174	2,609	2,522	2,540	1,716
NIBRs* Group B Incidents (Arrests)	69	715	695	723	581
Adult Arrests	148	1,548	1,538	1,495	1,119
Juvenile Arrests	0	43	25	10	7
Total Arrests	148	1,591	1,563	1,505	1,127
Police Calls for Service	4,190	41,530	41,878	43,949	31,172
Business Alarms Dispatched	166	1,842	1,382	1,968	1,288
Residential Alarms Dispatched	72	782	777	878	523
Alarm Calls (PD Dispatched)	238	2,624	2,159	2,846	1,811

*NIBRs = National Incident-Based Reporting System

Monthly and year-to-date totals are subject to change due to reports being submitted/merged after the month for which they were reported and to account for corrections/changes to the original classifications.

Index Crime Report	Current Month Total	2014 Total	2015 Total	2016 Total	2017 YTD
Homicide	1	0	9	3	4
Rape	0	9	5	11	5
Robbery	2	39	30	50	45
Aggravated Assault	7	70	68	82	67
B&E – Residence	5	192	181	168	109
B&E – Business	2	46	35	27	30
Theft from Motor Vehicle	17	204	157	173	133
Larceny	46	859	867	796	489
Motor Vehicle Theft	0	25	32	30	14
Arson	0	1	3	6	2
Total:	80	1,445	1,387	1,346	898

Criminal Investigations	Current Month Total	2014 Total	2015 Total	2016 Total	2017 YTD
Cases Assigned	8	205	141	179	77
Cases Closed	4	128	72	101	33

Police

Crime Analysis		
Top 5 Calls for Service & Number of Incidents	<u>August 2017</u>	<u>2017 YTD</u>
	1) Traffic Stop/531 2) Security Check Business/397 3) Follow Up/227 4) Citizen Assist/224 5) Suspicious Vehicle/184	1) Traffic Stop/3,877 2) Security Check Business/1,995 3) Follow Up/1,791 4) Citizens Assist/1,712 5) Alarm Business/1,266
Top 5 Calls for Service by Location and Number of Incidents	1) 601 George Street, New Bern Police Department/305 2) 602 George Street, Cedar Grove Cemetery/89 3) 3105 M.L. King Jr. Blvd., Wal-Mart/80 4) 210 E. Front Street, Union Point Park/46 5) 1100 Clarks Rd., Magistrates Clarks Rd/45	
Top 3 Crime Locations for Current Month and Number of Incidents	1) 3105 MLK Jr. Blvd., (Wal-Mart: Larceny)/9 2) 601 George St., (Police Department: Citizen Assist)/4 3) 937 S. Front St., (Trent Court Housing Authority: Subject w/ gun)/3	

Cases of Note	
2016:	
2016-37743 Homicide – 2900 Madison Ave.	Investigation continues and follow ups are being conducted.
2016-43036 Homicide – 1905 Stimpson St.	Investigation continues and follow ups are being conducted.
2017:	
2017-27503 Gunshot Victim- George St. / Julia Clay St.	Investigation continues and follow ups are being conducted.
2017-27220 Strong Arm Robbery- 3303 M.L. King Jr. Blvd.	Investigation continues, attempting to identify suspects from obtained video.
2017-307014 Homicide- Fleet St. / Pollock St.	Suspects have been identified and warrants were obtained. One suspect surrendered himself to Rockdale, GA., Sheriff's Office and extradition is pending.

Police

Personnel:

Extra Duty Hours	2014 Total	2015 Total	2016 Total	2017 YTD
	1,853.50	2,161.00	3,299.00	2,242.25

Overtime in Dollars	Current Month	2014 Total	2015 Total	2016 Total	2017 YTD
Office of the Chief	\$94.87	\$11,911.58	\$8,783.87	\$1,251.97	\$355.18
Operations Division	\$9,810.59	\$163,316.23	\$145,902.95	\$135,511.65	\$61,722.79
Services Division	\$6,574.71	\$63,974.62	\$62,686.44	\$58,035.21	\$41,277.16
Investigations Division	\$4,816.59	N/A	N/A	\$21,689.72	\$23,581.22
Total:	\$21,296.76	\$239,202.43	\$217,373.26	\$216,488.55	\$126,936.35

Significant Issues (not noted above):

None to report.

Public Utilities

High-Profile Projects:

- **Advanced Metering Infrastructure Project** - *This project involves installing a network of electric and water meters. We are currently reading 5,993 water meters and 13,866 electric meters with 3,329 disconnect meters; and 3,376 two-way load management switches having been installed. We are well into the third and final phase of the project. We are establishing communication points around the City as required for communications back to the operations center. The Gateways for Trent Woods should begin in the next few weeks. Work has begun on 2 additional Gateways down Highway 70. We have a New Gateway at Catfish Lake Road.*
- **Overhead Line Rebuild**
 - Racetrack Road. *We are working on upgrading the existing overhead line to feeder capacity. We have set the poles pulled the feeder conductor, energized and begun transferring the underground feeds. We still have to replace some underground primary.*
 - Slocum Gate Flyover. *We are working on the line upgrades for this NCDOT project. We will be relocating pole and converting a section of the Havelock feeder to underground for this project. All construction cost will be reimbursed by NCDOT.*
- **New Underground Developments**
 - Linwood Highlands Subdivision Extension. *Extend underground primary, secondary and install transformers and street lighting for new subdivision. Work order has just been issued.*
 - State Employees Credit Union. *This is a new commercial service on Howell Road. We will soon install the underground primary cable, transformer and metering.*
 - Bluewater Rise Subdivision. *New underground residential subdivision. We will be extending our existing underground primary along Old Airport Road and into the new development. We have installed conduit, cable and switchgear to get power to the entrance.*
- **Downtown Improvements- Overhead to Underground Conversion**. *Pollock Street from Middle Street to Hancock Street. Install underground conduit and cable and decorative street lighting. The north and south side is complete.*
Hancock Street from Broad Street to South Front. Our installation is complete but we cannot remove the old overhead facilities until the telephone company removes their facilities. Telephone company is working on completing their work so poles can be pulled by 09/22/17.
- **Township No. 7 Sewer Improvements – Phase III**. *Sewer system infrastructure improvements for increasing transmission capacity. Staff has begun to make contact with the property owners from whom the City will need a utility easement in order to construct the project and legal documents for the easements are being prepared.*
- **Township No. 7 Sewer Improvements – FY16** - *Sewer system infrastructure improvements for increasing transmission capacity. Project goals include transferring a portion of the S.T.E.P. system loading to the City's conventional sewer system, increasing system capacity, as well as increasing system efficiency and lowering operating costs by reducing overall operating pressures. The construction of this project is complete and the contractor is in the process of final grading, seeding, and cleanup of the gravity sewer portion of the project.*
- **Water Resources Facility** - *This involves the construction of a new facility adjacent to the City's existing water treatment plant to house the Water Resources operations and administration staff. The project has been awarded and site work is expected to begin in late September.*


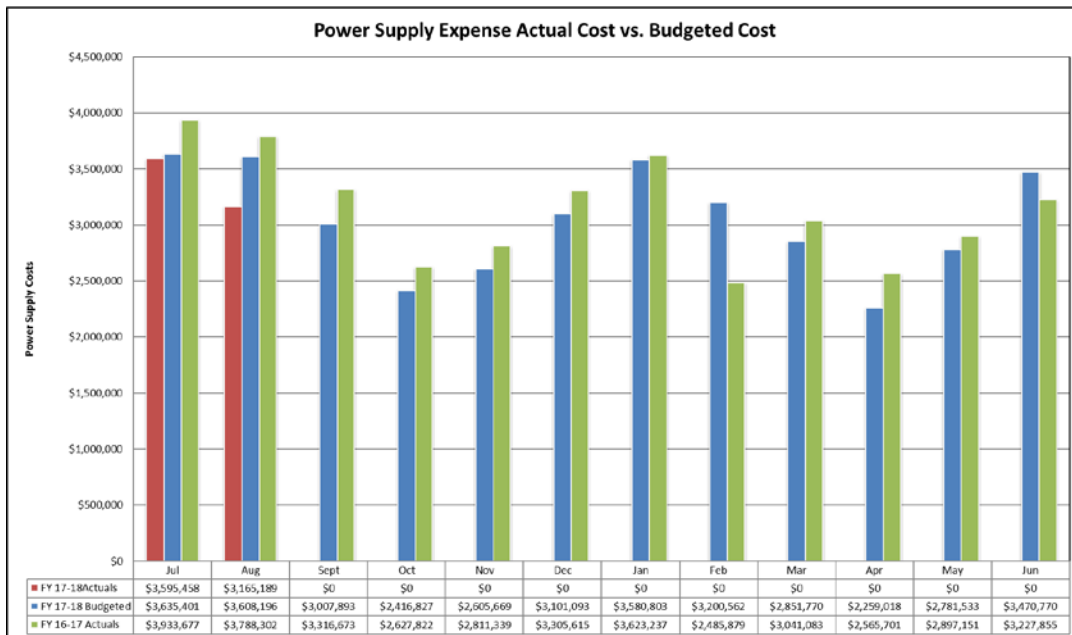

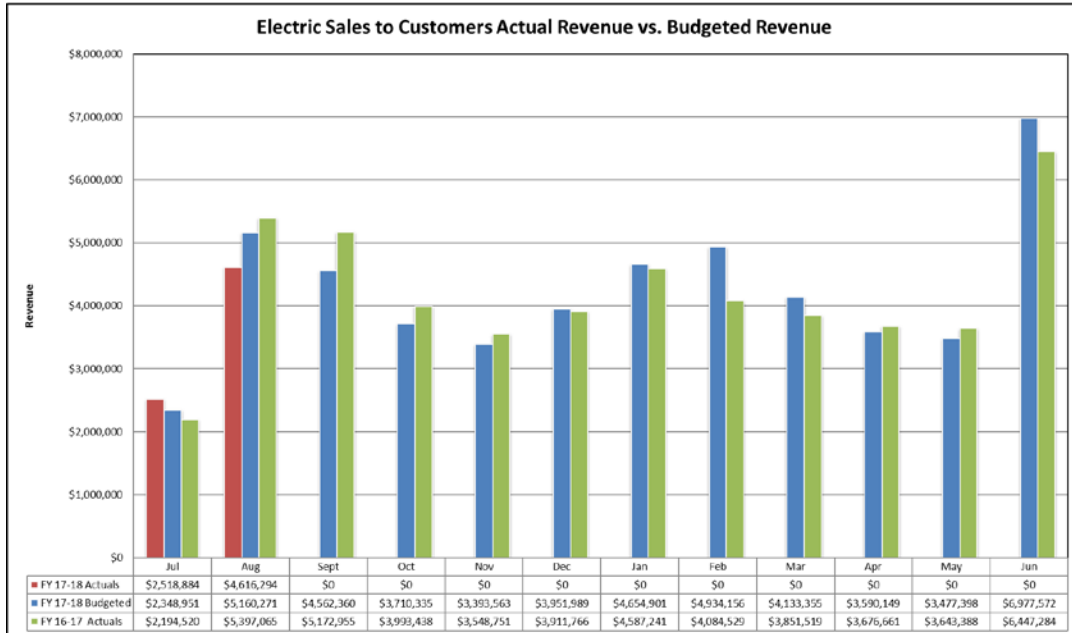
Public Utilities

- **West New Bern Water System Improvements** – *Water system infrastructure improvements between the Highways 17 and 55 corridors increasing available domestic and fire flow supplies.* Staff has begun to make contact with the property owners from whom the City will need a utility easement in order to construct the project and legal documents for the easements are being prepared.
- **FY-17 Water and Sewer System Improvements** – *Replacement of existing water and sewer infrastructure in the areas that will be included in the FY-17 repaving project.* Public Utilities staff has worked closely with the Public Works staff to develop a list of water and sewer infrastructure items that are in need of repair/replacement prior to beginning the FY-17 repaving project. The water and sewer work along Grace Avenue and Center Avenue is now complete, and the contractor is working to complete the improvements on Meadows and Tatum. In addition, a separate contractor is continuing to work on the Cedar Street and Chapman Street Water and Sewer Improvement Project, where the improvements along Chapman Street are about 85% complete.


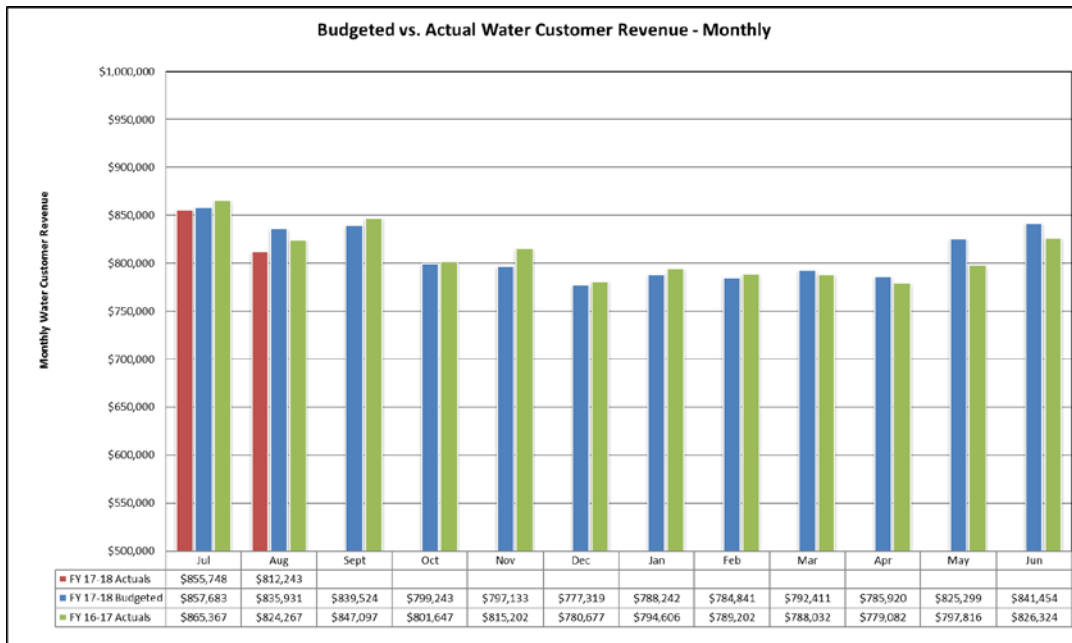
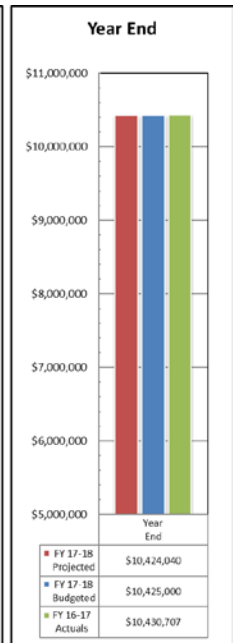
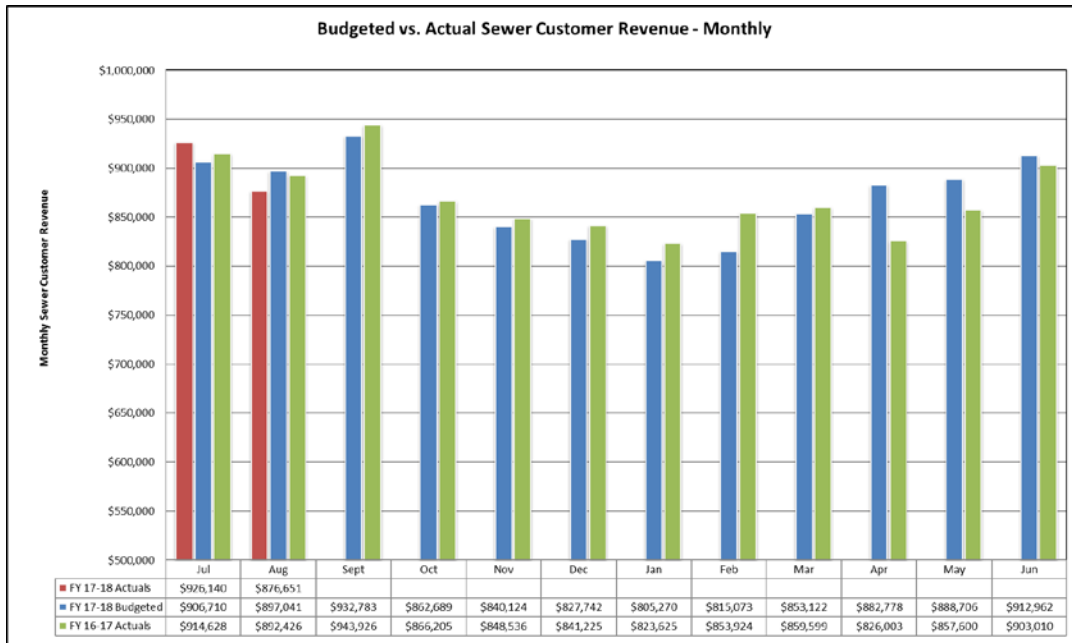
Public Utilities

Electric System Outages and Reliability Statistics				
8-01-16 to 8-31-17				
SAIDI (minutes)	SAIFI (number of interruptions)	CAIDI (minutes)	ASAI (percent)	
7.009	0.113	61.968	99.9987	
8-01-15 to 8-31-16				
SAIDI (minutes)	SAIFI (number of interruptions)	CAIDI (minutes)	ASAI (percent)	
5.42	0.145	37.934	99.9999	
Jul-17				
Sched/Unsched	Cause	Substation	Circuit	Total Outages
Unscheduled	Squirrel			2
Unscheduled	Bird			2
Scheduled	Scheduled			
Unscheduled	Equipment Worn Out			
	Equipment			
Unscheduled	Replacement			
Unscheduled	Weather			7
Unscheduled	Vehicle Accident			2
Unscheduled	Vine			1
Unscheduled	Electrical Failure			4
Unscheduled	Construction			
Unscheduled	Tree			3
	Contact with Foreign			
Unscheduled	Object			
Unscheduled	Unknown/Other			1
			Total	22

Public Utilities



Public Utilities



Public Works

Leaf and Limb:

Service Provided (Tons)	FY15-16 Total	FY16-17 YTD	FY17-18 YTD	August 2017
White Goods Collected	18.00	12.38	6.75	0
Brown Goods Collected	3,539.16	3,689.40	633.60	349.80
Yard Waste Received	17,958.92	14,530.76	2,398.16	1,223.33
Mulch Dispersed	8,556.95	3,864.30	1,113.81	597.32

City Garage:

Costs	FY15-16 Total	FY16-17 YTD	FY17-18 YTD	August 2017
Services Provided by City Garage:				
Vehicles Serviced	1,643	1,692	322	165
Total Labor Cost	\$ 53,147.90	\$ 52,205.30	\$ 9,842.33	\$ 5,000.21
Total Parts Cost	\$150,034.08	\$151,894.04	\$29,867.67	\$15,641.04
Total Cost (Parts + Labor)	\$203,181.98	\$204,099.34	\$39,710.00	\$20,641.25
Services Provided by Contract:				
Vehicles Serviced	674	542	111	78
Total Labor Cost	\$116,862.45	\$111,212.64	\$18,089.47	\$12,830.18
Total Parts Cost	\$198,068.81	\$174,965.06	\$35,356.42	\$26,656.46
Total Cost (Parts + Labor)	\$314,931.26	\$283,177.70	\$53,445.89	\$39,486.64
Total Services Provided (City Garage & Contract):				
Vehicles Serviced	2,317	2,234	433	243
Total Labor Cost	\$170,010.35	\$160,418.57	\$27,931.80	\$17,830.39
Total Parts Cost	\$348,052.89	\$327,129.10	\$65,224.09	\$42,297.50
Total Cost (Parts + Labor)	\$518,063.24	\$487,277.04	\$93,155.89	\$60,127.89

Cost by Department	FY15-16 Total	FY16-17 Total	FY17-18 YTD	August 2017
Public Utilities (Electric)	\$ 96,332.89	\$ 89,722.68	\$18,454.13	\$14,019.06
Public Utilities (W&S)	\$120,158.73	\$106,384.36	\$24,771.65	\$12,541.65
Police	\$ 85,547.12	\$ 75,648.03	\$15,814.50	\$ 7,639.70
Recreation & Parks	\$ 45,296.72	\$ 42,286.71	\$ 3,881.28	\$ 1,174.61
Finance	\$ 15,044.94	\$ 11,181.78	\$ 3,730.14	\$ 2,806.81
Public Works	\$ 86,585.97	\$ 96,169.46	\$13,671.67	\$11,400.00
Fire / Rescue	\$ 54,913.63	\$ 63,315.27	\$12,164.42	\$ 9,989.29
Human Resources	\$ 13.01	\$ 619.44	\$ 277.58	\$ 277.58
Development Services	\$ 6,727.03	\$ 1,911.96	\$ 390.52	\$ 279.19

Public Works

Significant Issues:

None.

Attendance for Board Appointees

Board of Adjustment			
Appointee	August Attendance*	Meetings Missed in 2017 To Date	Appointed By
Alfred Barfield	N/A	1	Mayor
Richard Parsons	N/A	0	Ward 1
Sarah Afflerbach	N/A	2	Ward 2
Peter Walker	N/A	0	Ward 3
Benjamin Beasley	N/A	1	Ward 4
Kenneth Brown	N/A	0	Ward 5
John Riggs	N/A	2	Ward 6
Kenneth "Kip" Peregoy	N/A	0	Mayor Outlaw
Steve Strickland	N/A	0	Mayor Outlaw
Lois Jamison	N/A	3	Schaible
Edward Bellis, III	N/A	1	Not Available
Ross Beebe	N/A	1	Not Available

*A meeting was not held in August.

Community Development Advisory Committee			
Appointee	August Attendance*	Meetings Missed in 2017 To Date	Appointed By
Corinne Corr	N/A	0	Ward 1
Carol Williams	N/A	0	Ward 2
Marshall Williams	N/A	2	Ward 3
Vernon Guion	N/A	0	Ward 4
Dell Simmons	N/A	3	Ward 5
Mary Shepard	N/A	0	Ward 6

*Meetings are held quarterly. A meeting was not held in August.

Craven County Tourism Development Authority			
Appointee	August Attendance	Meetings Missed in 2017 To Date	Appointed By
Mark Stephens	Present	0	BOA

Attendance for Board Appointees

Eastern Carolina Council of Government			
Appointee	August Attendance*	Meetings Missed in 2017 To Date	Appointed By
Victor Taylor	N/A	1	White

*Attendance is only *required* at January and June meeting.

Friends of New Bern Firemen's Museum, Inc. Board of Directors			
Appointee	August Attendance	Meetings Missed in 2017 To Date	Appointed By
Nancy Mansfield	Present	0	Ward 1
Mike Markham	Present	0	Ward 2
David Finn	Present	0	Ward 3
Juleon Dove	Present	6	Ward 4
Dell Simmons	Absent	2	Ward 5
Carol Zink	Absent	2	Ward 6
Gary Lingman	Absent	1	Mayor
Bill Frederick	Present	0	Blackiston
Bobby Aster	Present	0	White
Richard Blythe	Present	2	Blackiston

Historic Preservation Commission			
Appointee	August Attendance	Meetings Missed in 2017 To Date	Appointed By
David Griffith	Present	4	Mayor
Joe Anderson	Present	0	Ward 1
Dr. Ruth Cox	Present	1	Ward 2
Rich Frye	Present	3	Ward 3
Nancy Gray	Present	1	Ward 4
James Woods Jr.	Present	1	Ward 5
Jim Morrison	Present	0	Ward 6
Tripp Eure	Present	0	Blackiston
James Herring	Present	0	White

Attendance for Board Appointees

Housing Authority of the City of New Bern			
Appointee	August Attendance	Meetings Missed in 2017 To Date	Appointed By
Steve Strickland	Absent	2	Mayor
Joe Anderson	Present	0	Mayor
Pete Monte	Present	1	Mayor
Barbara Lee	Present	4	Mayor
Rob Overman	Present	0	Mayor
Molichia Hardy	Present	1	Mayor
Willie Newkirk, Sr.	Present	1	Mayor
Bill Frederick	Present	3	Mayor
Carol Becton	Absent	2	Mayor
Denise Harris-Powell	Present	2	Mayor
Thomas Hardin	Present	0	Mayor

New Bern Appearance Commission			
Appointee	August Attendance	Meetings Missed in 2017 To Date	Appointed By
Peggy Broadway	Present	0	Ward 1
James Dugan	Present	0	Ward 2
Joseph Cannon	Absent	1	Ward 3
Rose Williams	Present	0	Ward 4
Mattie Tatum	Present	2	Ward 5

New Bern Area Metropolitan Planning Organization – Transportation Advisory Committee			
Appointee	August Attendance *	Meetings Missed in 2017 To Date	Appointed By
E.T. Mitchell	Present	0	Kinsey
Bernard White (Alternate)**	N/A	1	Kinsey

**Alternate only *required* when regular appointee is not in attendance. * A meeting was not held in August.

Attendance for Board Appointees

New Bern-Craven County Public Library Board of Trustees			
Appointee	August Attendance	Meetings Missed in 2017 To Date	Appointed By
Carol Becton	Absent	3	Not Available
Esther Hardin	Present	0	Not Available
Erika Foluke	Absent	3	Taylor
Ethel Staten	Present	0	Taylor
Victor Taylor	Absent	2	Not Available

*A meeting was not held in July.

Planning & Zoning Board			
Appointee	August Attendance	Meetings Missed in 2017 To Date	Appointed By
Willie Newkirk, Sr.	Present	1	Mayor
Jerry Walker	Absent	2	Ward 1
Carol Williams	Absent	3	Ward 2
Gaspar Sonny Aluzzo	Present	1	Ward 3
Raymond Layton	Present	0	Ward 4
Jeffery Midgett	Present	1	Ward 5
Pat Dougherty	N/A*	0	Ward 6

*Was not trained and sworn in by the August meeting.

Police Civil Service Board			
Appointee	August Attendance*	Meetings Missed in 2017 To Date	Appointed By
Phil Childrey	N/A	0	Odham
Jon Skinner	N/A	0	Mitchell
Craig Baader	N/A	0	Mitchell
Roger Bellamy	N/A	0	White
Chip Hughes	N/A	0	Odham

*Meetings are held for appeals of disciplinary actions only. A meeting was not required in August.

NOTE: At-large appointments reflect the name of the Governing Board member who made the appointment. All other appointments are specific to the Mayor or a Ward and are noted as such.