

NEW BERN



NORTH CAROLINA

Everything comes together here

Departmental Monthly Reports

July 2017

Table of Contents

Development Services	1
Finance	3
Fire	4
Human Resources	5
Parks & Recreation	6
Police	7
Public Utilities	10
Public Works	15
Attendance for Board Appointees	17

Development Services

Inspections:

Overview	2016 YTD	% Change from Last Year	2017 YTD	JUNE 2017	% Change from Previous Month
Commercial Permits – New Construction	95	27%	121	13	-44%
Residential Permits – New Single Family	49	16%	57	4	69%
Residential Permits – Additions/Remodels	140	-16%	117	24	-85%
Mobile Homes	14	300%	9	2	-50%
Signs	27	0%	27	0	500%
Certificates of Occupancy – Residential	62	-18%	51	8	0%
Certificates of Occupancy – Commercial	5	60%	8	1	0%
Total Permit Valuation	\$59,926,148	-38%	\$37,007,153	\$4,964,392	-32%

Community and Economic Development:

- **Brownfields:** Continued challenges exist. MidAtlantic assisting with property owners and potential buyers in the Five Points Brownfield areas.
- **CARTS:** Staff attended CARTS Advisory Board meeting. Transit Development Plan complete. Public hearing to be determined. New vehicles purchased. Fixed route revisions coming soon, with potential First street drop off/pick up site.
- **Revive Five:** Rebranding completed by Craven Community College Marketing Department and Greater Duffyfield Residents Council.
- **First Street Corridor:** Bi-weekly construction meetings. Golden Leaf and Economic Development Administration grants awarded totaling \$1,847,250. Received Bate Foundation Grant of \$25,000. Food programs initiative funding underway in collaboration with Veteran’s Organic Garden; grant to USDA submitted. Architect/Engineer selected: The Walker Group. VOLT logo completed. Groundbreaking scheduled for August 15th at 10:00 a.m.
- **Habitat for Humanity:** Biddle Street Property is almost complete.
- **The Entrepreneur Center:** New location in development.
- **Site Development-Airport:** Analysis complete. Marketing materials available. Staff met with interested party for potential development.
- **CDBG:** 2017-2087 \$223,934 allocated (approximately \$25,000 less than previous year). Community Development Advisory Committee (CDAC) completed 2017-2018 annual action plan. Public hearing scheduled for August 8, 2017 Board of Alderman meeting to approve the 2017-2018 annual action plan. Staff is updating reporting processes as directed by HUD.

Development Services

- **Paint Your Heart Out:** 2017 event was held July 23rd-29th in collaboration with Group Cares; 68 homes received assistance with over 400 volunteers. Planning for 2018 has begun.
- **Economic Development:** Staff met with multiple developers concerning ongoing and future projects.
- **CNI: Recidivism efforts:** YouthBuild - collaborating with Craven Community College, Reentry Council, Craven County, Eastern Carolina Council, and Coastal Community Action in application for Department of Labor grant of \$700,000.
- **Veteran's Employee Base Camp and Organic Garden:** The VEBCOG has applied for a grant through the USDA to expand their presence. Eastern Carolina Council, VEBCOG and Neuse River Community Development Corporation are collaborating on a food initiatives grant to expand the program.

Other:

- **Zoning** – Thirty-three land-use approvals were issued during the month.
- **Board of Adjustment:** No meeting was held in July.
- **Planning & Zoning Board:** No meeting was held in July.
- **HPC** – Provided staff support for Historical Preservation Commission's Regular Meeting on June 21st for the following projects:
 - A. 219 Middle Street—to include the removal of entryway door on the right portion of the façade and to replace with an operable metal casement window in the primary AVC. Approved.
 - B. 1104 National Avenue—installation of metal and glass garage doors in the primary AVC. Approved with conditions.
 - C. 212 New Street— installation of a new roof over the rear entranceway, installation of a platform and balustrade for HVAC units, and installation of a pergola in the secondary AVC. Approved.
 - D. 219 East Front Street—to include the installation of a wooden 6-foot fence in the secondary and tertiary AVC's and the installation of wooden landscaping edging in the primary AVC. Approved with conditions.
 - E. 713 Pollock Street— enlargement of a window opening to a wooden door opening and installation of metal stairs in the tertiary AVC. Continued until August meeting.

Minor COA'S Issued

- A. 208 Pollock Street—exterior lighting installation in the primary AVC.
- B. 403 George Street—installation of appropriate signage in the primary AVC.
- C. 712, 713 New St. & 416 Bern St.—installation of wooden fences in the secondary and tertiary AVC's (submitted prior to removal of item from minor works list).
- D. 400 New St.—installation of a historical marker in the primary AVC.
- E. 1229 National Ave. & 600 Edgerton Dr.—removal of trees in the secondary and tertiary AVC's.

Finance

Fund Balance Available for Appropriation and Days Cash on Hand:

Fund	As of 06/30/14	As of 06/30/15	As of 6/30/16	Estimate for May 2017*	Estimate for April 2017*
Water (Available)	\$6,844,978	\$7,885,359	\$8,497,223	\$5,969,467	\$6,273,365
Water (Days)	294	497	516	372	375
Sewer (Available)	\$3,379,175	\$3,441,193	\$3,422,417	\$4,005,176	\$4,284,469
Sewer (Days)	128	196	227	251	239
Electric (Available)	\$8,171,048	\$9,187,629	\$11,138,265	\$11,948,603	\$10,958,914
Electric (Days)	88	94	130	126	121
General (Available)	\$9,183,675	\$15,531,641	\$16,186,421	\$14,350,468	\$14,609,251
General %	32.09%	56.95%	45.63%	37.80%	37.76%

*The actual fund balance and Days Cash on Hand for each fiscal year are determined after the completion of the Comprehensive Annual Financial Report. The amounts above are estimates based on current financial information.

Significant Issues:

None.

Fire

Fire Suppression:

Incidents	2016 Total	2017 YTD	Last Month	Current Month
*Number of Incidents	1,336	912	144	129
90% Response Time to Incidents	8 minutes 46 seconds	7 minutes 03 seconds	7 minutes 01 seconds	6 minutes 47 seconds
Endangered Property Value	\$10,115,346	\$7,129,170	\$3,040,770	\$1,867,670
Property Losses Due to Fire	\$598,831	\$1,363,440	\$84,670	\$58,050
Percentage of Saved Property Value	94.08%	75.62%	97.22%	96.89%
Overlapping Incidents	138	85	17	12

Fire Prevention:

Prevention Statistics	2016 Total	2017 YTD	Last Month	Current Month
Fire Investigations	26	27	3	4
Fire Inspections	1,628	1,013	150	96
Permits Issued	118	42	6	2
Child-Passenger Seat Checks	247	139	27	23
People Educated Through Public Fire & Life-Safety Programs	12,951	2,946	253	237

Narcan:

Statistics	2016 Total	2017 YTD	Last Month	Current Month
Overdose Calls Responded To	N/A	44	14	11
Instances Narcan Administered	N/A	12	7	1

Significant Issues:

- 13 smoke alarms were installed this month; 79 in 2017 YTD; 132 in 2016 YTD.

Human Resources

City-Wide Vacancies:

Department	Budgeted Positions	Separations During the Month	Positions Filled By External Candidates During the Month	Current Vacancies	Turnover FY16/17	Turnover FY17/18
Administration	12	0	0	0	0	0
Development Services	18	0	0	2	1	0
Finance	39	0	1	3	5	0
Fire	66	0	0	0	1	0
Human Resources	5	0	0	0	0	0
Parks & Recreation	29	0	0	1	3	0
Police	115	0	4	3	14	0
Public Utilities (Electric)	51	1	1	2	2	1
Public Works	47	2	0	3	7	2
Water Resources	78	0	1	2	9	0
Totals:	460*	3	7	16**	42	3

*Includes regular and 2 grant-funded positions approved for the fiscal year; also includes 1 part-time position in Parks & Recreation; does not include seasonal positions.

**Current vacancies due to separations from employment, promotions, demotions and transfers.

Safety News:

Workers' Compensation	2017	2018
Current Month's Claims	1 OSHA Recordable 1 Lost Time 0 Non-Recordable 0 Denied	0 OSHA Recordable 0 Lost Time 1 Non-Recordable 0 Denied
Year-to-Date Claims	1 Recordable 0 Non-Recordable	0 Recordable 1 Non-Recordable
Current Month Costs	\$39,238.85	\$24,759.04
Year-to-Date Costs	\$39,238.85	\$24,759.04

Other Items of Significance:

None.

Parks and Recreation

Significant Issues:

- Union Point Park Planter and Sidewalk Repairs: Cost \$12,000.00 (FEMA); project complete
- Thalman Field Bathrooms: Sidewalks and handicap access complete; sod and landscaping in progress
- Union Point Park Fence Replacement: Cost \$65,000.00; project started 08/07/17
- Union Point Park Dock Replacement: Cost \$23,500.00; project started - construction taking place off site and will be brought to site when ready for installation
- West New Bern and Stanley White Recreation Centers Basketball Court Rehabilitation: Cost \$25,000.00; project to begin 08/15/17
- West New Bern Recreation AC Replacement: Cost \$30,000.00; work to begin 08/15/17
- Stanley White Recreation Center Gym Lights LED Conversion: Cost: \$6,500.00; work to begin next week

Police

Crime:

Incidents & Arrests	Current Month Total	2014 Total	2015 Total	2016 Total	2017 YTD
NIBRs* Group A Incidents	228	2,609	2,522	2,540	1,529
NIBRs* Group B Incidents (Arrests)	79	715	695	723	520
Adult Arrests	138	1,548	1,538	1,495	968
Juvenile Arrests	2	43	25	10	7
Total Arrests	140	1,591	1,563	1,505	975
Police Calls for Service	3,994	41,530	41,878	43,949	26,982
Business Alarms Dispatched	192	1,842	1,382	1,968	1,122
Residential Alarms Dispatched	67	782	777	878	451
Alarm Calls (PD Dispatched)	259	2,624	2,159	2,846	1,573

**NIBRs = National Incident-Based Reporting System*

Monthly and year-to-date totals are subject to change due to reports being submitted/merged after the month for which they were reported and to account for corrections/changes to the original classifications.

Index Crime Report	Current Month Total	2014 Total	2015 Total	2016 Total	2017 YTD
Homicide	0	0	9	3	3
Rape	1	9	5	11	5
Robbery	12	39	30	50	43
Aggravated Assault	9	70	68	82	60
B&E – Residence	19	192	181	168	104
B&E – Business	3	46	35	27	28
Theft from Motor Vehicle	27	204	157	173	116
Larceny	60	859	867	796	443
Motor Vehicle Theft	3	25	32	30	14
Arson	2	1	3	6	2
Total:	136	1,445	1,387	1,346	818

Criminal Investigations	Current Month Total	2014 Total	2015 Total	2016 Total	2017 YTD
Cases Assigned	8	205	141	179	29
Cases Closed	2	128	72	101	69

Police

Crime Analysis		
Top 5 Calls for Service & Number of Incidents	<u>July 2017</u> 1) Traffic Stop/423 2) Follow Up/297 3) Security Check Business/249 4) Citizen Assist/248 5) Alarm Business/188	<u>2017 YTD</u> 1) Traffic Stop/3,346 2) Security Check Business/1,598 3) Follow Up/1,564 4) Citizens Assist/1,488 5) Alarm Business/1,102
Top 5 Calls for Service by Location and Number of Incidents	1) 601 George Street, New Bern Police Department/295 2) 3105 MLK Jr. Blvd., Wal-Mart/81 3) 102 Washington Post Rd., Without Limits Church/50 4) 411 Craven St., Magistrates Downtown/46 5) 1100 Clarks Rd., Magistrates Clarks Rd/43	
Top 3 Crime Locations for Current Month and Number of Incidents	1) 601 George St., (Police Department: Fraudulent Activities)/8 2) 3105 MLK Jr. Blvd., (Wal-Mart: Larceny)/8 3) 1701 Neuse Blvd., (Super Stop: Robbery)4	

Cases of Note	
2016:	
2016-37743 Homicide – 2900 Madison Ave.	Investigation continues and follow ups are being conducted.
2016-43036 Homicide – 1905 Stimson St.	Investigation continues and follow ups are being conducted.
2017:	
2017-23051 Robbery – 3027 Madison Ave.	Investigation continues possible person of interest have been identified.
2017-24569 Armed Robbery – 1701 Neuse Blvd.	Investigation continues, appears suspect is involved in multiple cases.
2017-25672 Arson – 3413 Neuse Blvd.	Investigation continues and follow ups are being conducted. FD is involved in investigation.
2017-26549 Assault – 1350 Trent Rd. Carolina Club Apartments	Investigation continues and follow ups are being conducted.

Police

Personnel:

Extra Duty Hours	2014 Total	2015 Total	2016 Total	2017 YTD
	1,853.50	2,161.00	3,299.00	1,922.00

Overtime in Dollars	Current Month	2014 Total	2015 Total	2016 Total	2017 YTD
Office of the Chief	\$113.85	\$11,911.58	\$8,783.87	\$1,251.97	\$260.31
Operations Division	\$6,843.66	\$163,316.23	\$145,902.95	\$135,511.65	\$51,912.20
Services Division	\$9,531.48	\$63,974.62	\$62,686.44	\$58,035.21	\$34,702.45
Investigations Division	\$1,233.25	N/A	N/A	\$21,689.72	\$18,764.63
Total:	\$17,722.24	\$239,202.43	\$217,373.26	\$216,488.55	\$105,639.59

Significant Issues (not noted above):

None.

Public Utilities

High-Profile Projects:

- **Advanced Metering Infrastructure Project** - This project involves installing a network of electric and water meters. We are currently reading 5,702 water meters and 13,328 electric meters with 3,068 disconnect meters; and 3,190 two-way load management switches having been installed. We are well into the third and final phase of the project. We are establishing communication points around the City as required for communications back to the operations center. The Gateways for Trent Woods should begin in the next few weeks. Work has begun on 2 additional Gateways down Highway 70.
- **Overhead Line Rebuild**
Racetrack Road - We are working on upgrading the existing overhead line to feeder capacity. We have set the poles, pulled the feeder conductor, energized and begun transferring the underground feeds. We still have to install a recloser, relocate an air-breaks switch and replace some underground primary.
Slocum Gate Flyover - We are working on the line upgrades for this NCDOT project. We will be relocating pole and converting a section of the Havelock feeder to underground for this project. All construction cost will be reimbursed by NCDOT.
- **New Underground Developments**
Pine Valley Apartments - Install underground primary, secondary, and area lights as needed to provide power within this new apartment complex. The infrastructure for all of the apartments is in service. We have 600 feet of underground primary to bore in to complete the loop on the facility.
Linwood Highlands Subdivision Extension - Extend underground primary, secondary and install transformers and street lighting for new subdivision. Work order has just been issued.
State Employees Credit Union - This is a new commercial service on Howell Road. We will be installing power to the site once the contractor has the building and site ready. We have relocated one pole to accommodate the construction. Power to this site shall be installed per City of New Bern's Electric Line Extension Policy. We have completed our work on this project.
Bluewater Rise Subdivision - New underground residential subdivision. We will be extending our existing underground primary along Old Airport Road and into the new development. We are working on a layout of the electrical system and streetlights. Power to this site shall be installed per the Electric Service Regulations.
- **Downtown Improvements - Overhead to Underground Conversion** Pollock Street from Middle Street to Hancock Street. Install underground conduit and cable and decorative street lighting. The north and south side is complete.
Hancock Street from Broad Street to South Front. Our installation is complete but we cannot remove the old overhead facilities until the telephone company removes their facilities.
- **Township No. 7 Sewer Improvements – Phase III** Sewer system infrastructure improvements for increasing transmission capacity. Staff has begun to make contact with the property owner from whom the City will need a utility easement in order to construct the project, and legal documents for the easements are being prepared.


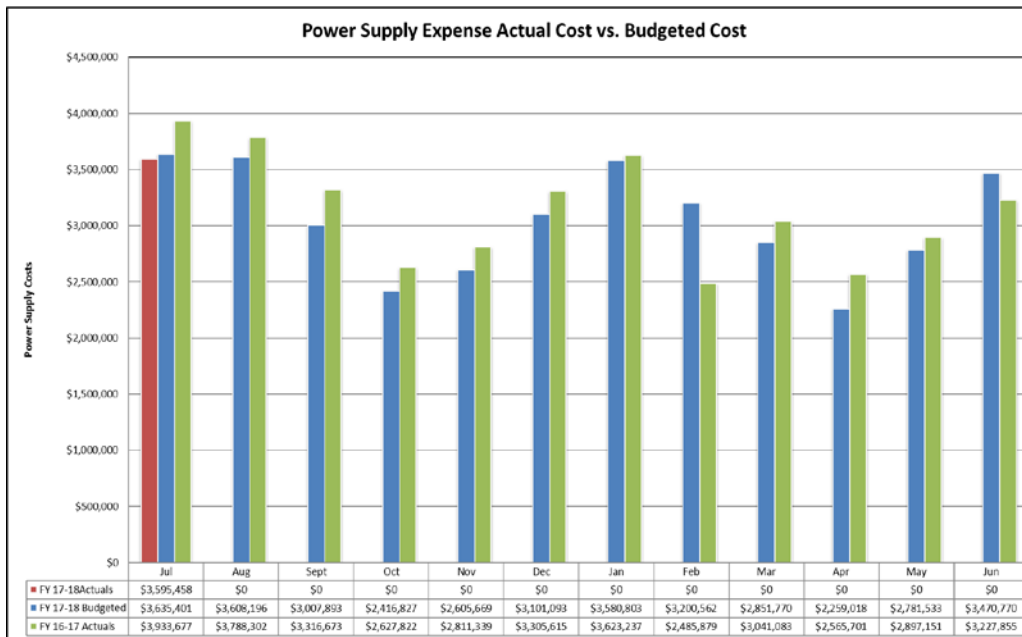
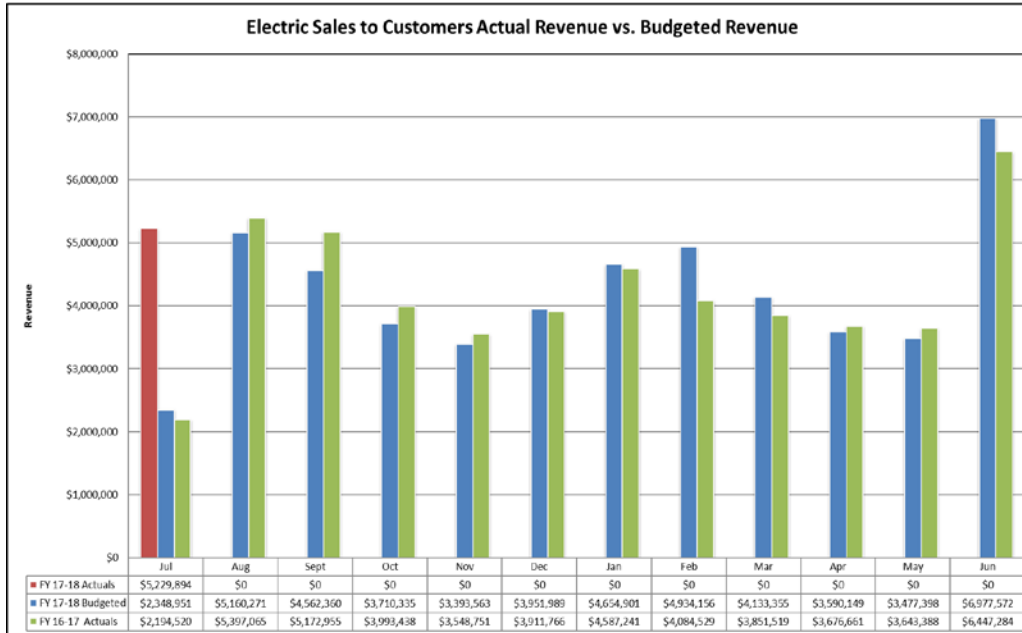
Public Utilities

- **Township No. 7 Sewer Improvements – FY16** Sewer system infrastructure improvements for increasing transmission capacity. Project goals include transferring a portion of the S.T.E.P. system loading to the City’s conventional sewer system, increasing system capacity, as well as increasing system efficiency and lowering operating costs by reducing overall operating pressures. The contractor is in the process of final grading, seeding, and cleanup of the force main work along Highway 70 and is working to relay a section of the gravity main that did not pass post construction inspections.
- **Water Resources Facility** This involves modifications to the existing operations facility to provide for needed administrative space and shower facilities. Plans and specifications for the site work and building plans are complete and the project is scheduled to be advertised for bids on June 15th.
- **West New Bern Water System Improvements** Water system infrastructure improvements between the Highway 17 and 55 corridors increasing available domestic and fire flow supplies. Staff has begun to make contact with the property owner from whom the City will need a utility easement in order to construct the project and legal documents for the easements are being prepared.
- **FY-17 Water and Sewer System Improvements** Replacement of existing water and sewer infrastructure in the areas that will be included in the FY-17 repaving project. Public Utilities staff has worked closely with the Public Works staff to develop a list of water and sewer infrastructure items that are in need of repair/replacement prior to beginning the FY-17 repaving project. The water and sewer work in the Colony Estates neighborhood and along East Rose Street is now complete, and the contractor is beginning the improvements along Queen Street. The Queen Street improvements are scheduled to be complete by the end of June. The water and sewer work in both of these areas is scheduled to be complete in early June. In addition, the work for the Cedar Street and Chapman Street Water and Sewer Improvement Project is just beginning and is scheduled to be complete in the next 75 days.

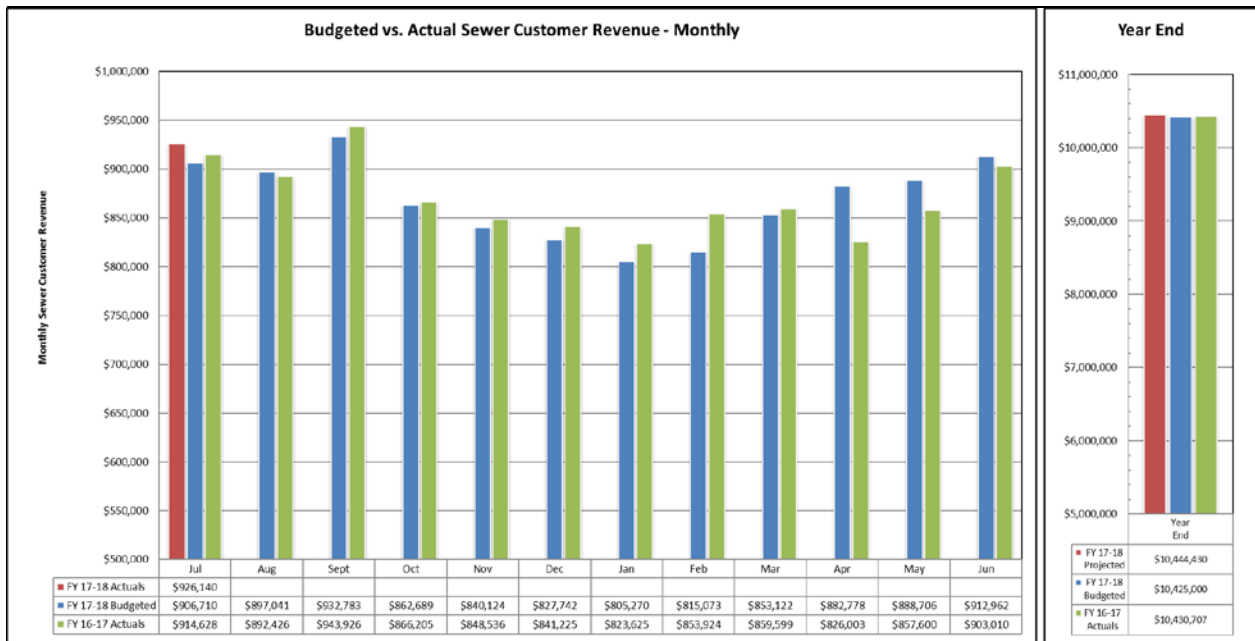
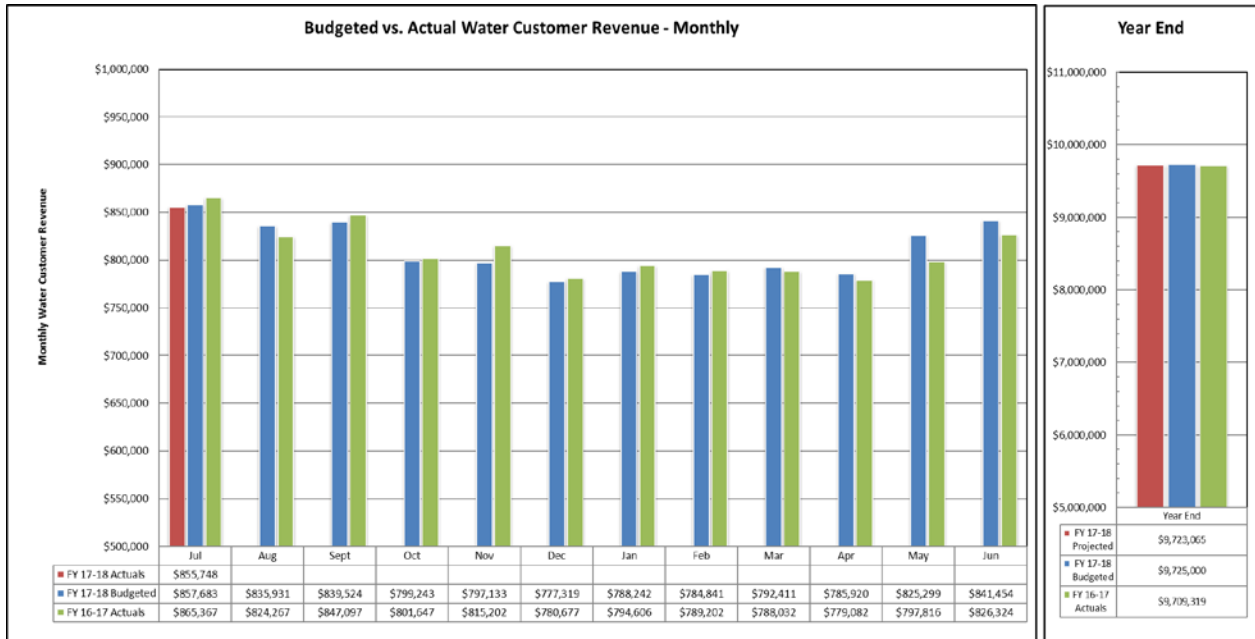
Public Utilities

Electric System Outages and Reliability Statistics				
7-01-16 to 7-31-17				
SAIDI (minutes)	SAIFI (number of interruptions)	CAIDI (minutes)	ASAI (percent)	
7.108	0.111	63.18	99.9987	
7-01-15 to 7-31-16				
SAIDI (minutes)	SAIFI (number of interruptions)	CAIDI (minutes)	ASAI (percent)	
5.17	0.126	41.03	99.9992	
Jul-17				
Sched/Unsched	Cause	Substation	Circuit	Total Outages
Unscheduled	Squirrel			3
Unscheduled	Bird			3
Scheduled	Scheduled			
Unscheduled	Equipment Worn Out			3
	Equipment			
Unscheduled	Replacement			3
Unscheduled	Weather			2
Unscheduled	Vehicle Accident			3
Unscheduled	Vine			1
Unscheduled	Electrical Failure			9
Unscheduled	Construction			
Unscheduled	Tree			1
	Contact with Foreign			
Unscheduled	Object			1
Unscheduled	Equipment Damage			4
			Total	30

Public Utilities



Public Utilities



Public Works

Leaf and Limb:

Service Provided (Tons)	FY15-16 Total	FY16-17 YTD	FY17-18 YTD	July 2017
White Goods Collected	18.00	12.38	6.75	6.75
Brown Goods Collected	3,539.16	4,192.50	283.80	283.80
Yard Waste Received	17,958.92	14,542.95	1,174.83	1,174.83
Mulch Dispersed	8,556.95	3,864.30	496.24	496.24

*Correction in the yards of white goods collected FY16-17 YTD due to error in May 2017 report.

City Garage:

Costs	FY15-16 Total	FY16-17 YTD	FY17-18 YTD	July 2017
Services Provided by City Garage:				
Vehicles Serviced	1,643	1,692	157	157
Total Labor Cost	\$ 53,147.90	\$ 52,205.30	\$ 4,842.12	\$ 4,842.12
Total Parts Cost	\$150,034.08	\$151,894.04	\$ 14,226.63	\$ 14,226.63
Total Cost (Parts + Labor)	\$203,181.98	\$204,099.34	\$ 19,068.75	\$ 19,068.75
Services Provided by Contract:				
Vehicles Serviced	674	542	33	33
Total Labor Cost	\$116,862.45	\$111,212.64	\$ 5,259.29	\$ 5,259.29
Total Parts Cost	\$198,068.81	\$174,965.06	\$ 8,699.96	\$ 8,699.96
Total Cost (Parts + Labor)	\$314,931.26	\$283,177.70	\$13,959.25	\$13,959.25
Total Services Provided (City Garage & Contract):				
Vehicles Serviced	2,317	2,234	190	190
Total Labor Cost	\$170,010.35	\$160,418.57	\$22,926.59	\$22,926.59
Total Parts Cost	\$348,052.89	\$327,129.10	\$10,101.41	\$10,101.41
Total Cost (Parts + Labor)	\$518,063.24	\$487,277.04	\$33,028.00	\$33,028.00

Cost by Department	FY15-16 Total	FY16-17 Total	FY17-18 YTD	July 2017
Public Utilities (Electric)	\$ 96,332.89	\$ 89,722.68	\$ 4,435.07	\$ 4,435.07
Public Utilities (W&S)	\$120,158.73	\$106,384.36	\$12,230.00	\$12,230.00
Police	\$ 85,547.12	\$ 75,648.03	\$ 8,174.80	\$ 8,174.80
Recreation & Parks	\$ 45,296.72	\$ 42,286.71	\$ 2,706.67	\$ 2,706.67
Finance	\$ 15,044.94	\$ 11,181.78	\$ 923.33	\$ 923.33
Public Works	\$ 86,585.97	\$ 96,169.46	\$ 2,271.67	\$ 2,271.67
Fire / Rescue	\$ 54,913.63	\$ 63,315.27	\$ 2,175.13	\$ 2,175.13
Human Resources	\$ 13.01	\$ 619.44	\$ 0	\$ 0
Development Services	\$ 6,727.03	\$ 1,911.96	\$ 111.33	\$ 111.33

Public Works

Significant Issues:

None.

Attendance for Board Appointees

Board of Adjustment			
Appointee	July Attendance*	Meetings Missed in 2017 To Date	Appointed By
Alfred Barfield	N/A	1	Mayor
Richard Parsons	N/A	0	Ward 1
Sarah Afflerbach	N/A	2	Ward 2
Peter Walker	N/A	0	Ward 3
Benjamin Beasley	N/A	1	Ward 4
Kenneth Brown	N/A	0	Ward 5
John Riggs	N/A	2	Ward 6
Kenneth "Kip" Peregoy	N/A	0	Mayor Outlaw
Steve Strickland	N/A	0	Mayor Outlaw
Lois Jamison	N/A	3	Schaible
Beth Walker	N/A	1	Not Available
Ross Beebe	N/A	1	Not Available

*A meeting was not held in July.

Community Development Advisory Committee			
Appointee	July Attendance*	Meetings Missed in 2017 To Date	Appointed By
Corinne Corr	N/A	0	Ward 1
Carol Williams	N/A	0	Ward 2
Marshall Williams	N/A	2	Ward 3
Vernon Guion	N/A	0	Ward 4
Dell Simmons	N/A	3	Ward 5
Mary Shepard	N/A	0	Ward 6

*Meetings are held quarterly. A meeting was not held in July.

Craven County Tourism Development Authority			
Appointee	July Attendance	Meetings Missed in 2017 To Date	Appointed By
Mark Stephens	Present	0	BOA

Attendance for Board Appointees

Eastern Carolina Council of Government			
Appointee	July Attendance*	Meetings Missed in 2017 To Date	Appointed By
Victor Taylor	N/A	1	White

*Attendance is only *required* at January and June meeting.

Friends of New Bern Firemen's Museum, Inc. Board of Directors			
Appointee	July Attendance	Meetings Missed in 2017 To Date	Appointed By
Nancy Mansfield	Present	0	Ward 1
Mike Markham	Present	0	Ward 2
David Finn	Present	0	Ward 3
Juleon Dove	Present	6	Ward 4
Dell Simmons	Absent	1	Ward 5
Carol Zink	Present	1	Ward 6
Gary Lingman	Present	0	Mayor
Bill Frederick	Present	0	Blackiston
Bobby Aster	Present	0	White
Richard Blythe	Present	2	Blackiston

Historic Preservation Commission			
Appointee	July Attendance	Meetings Missed in 2017 To Date	Appointed By
David Griffith	Absent	4	Mayor
Joe Anderson	Present	0	Ward 1
Dr. Ruth Cox	Absent	1	Ward 2
Rich Frye	Absent	3	Ward 3
Nancy Gray	Absent	1	Ward 4
James Woods Jr.	Present	1	Ward 5
Jim Morrison	Present	0	Ward 6
Tripp Eure	Present	0	Blackiston
James Herring	Present	0	White

Attendance for Board Appointees

Housing Authority of the City of New Bern			
Appointee	July Attendance	Meetings Missed in 2017 To Date	Appointed By
Steve Strickland	Present	1	Mayor
Joe Anderson	Present	0	Mayor
Pete Monte	Present	1	Mayor
Barbara Lee	Absent	4	Mayor
Rob Overman	Present	0	Mayor
Molichia Hardy	Present	1	Mayor
Willie Newkirk, Sr.	Present	1	Mayor
Bill Frederick	Absent	3	Mayor
Carol Becton	Absent	1	Mayor
Denise Harris-Powell	Absent	2	Mayor
Thomas Hardin	Present	0	Mayor

New Bern Appearance Commission			
Appointee	July Attendance	Meetings Missed in 2017 To Date	Appointed By
Peggy Broadway	Present	0	Ward 1
James Dugan	Present	0	Ward 2
Joseph Cannon	Present	0	Ward 3
Rose Williams	Present	0	Ward 4
Mattie Tatum	Absent	2	Ward 5

New Bern Area Metropolitan Planning Organization – Transportation Advisory Committee			
Appointee	July Attendance *	Meetings Missed in 2017 To Date	Appointed By
E.T. Mitchell	Present	0	Kinsey
Bernard White (Alternate)	N/A	1	Kinsey

*Alternate only *required* when regular appointee is not in attendance.

Attendance for Board Appointees

New Bern-Craven County Public Library Board of Trustees			
Appointee	July Attendance	Meetings Missed in 2017 To Date	Appointed By
Carol Becton	N/A	2	Not Available
Esther Hardin	N/A	0	Not Available
Erika Foluke	N/A	2	Taylor
Ethel Staten	N/A	0	Taylor
Victor Taylor	N/A	1	Not Available

*A meeting was not held in July.

Planning & Zoning Board			
Appointee	July Attendance	Meetings Missed in 2017 To Date	Appointed By
Willie Newkirk, Sr.	N/A	1	Mayor
Jerry Walker	N/A	1	Ward 1
Carol Williams	N/A	2	Ward 2
Gaspar Sonny Aluzzo	N/A	1	Ward 3
Raymond Layton	N/A	0	Ward 4
Jeffery Midgett	N/A	1	Ward 5
Pat Dougherty	N/A	2	Ward 6

*A meeting was not held in July.

Police Civil Service Board			
Appointee	July Attendance*	Meetings Missed in 2017 To Date	Appointed By
Phil Childrey	N/A	0	Odham
Jon Skinner	N/A	0	Mitchell
Craig Baader	N/A	0	Mitchell
Roger Bellamy	N/A	0	White
Chip Hughes	N/A	0	Odham

*Meetings are held for appeals of disciplinary actions only. A meeting was not required in July.

NOTE: At-large appointments reflect the name of the Governing Board member who made the appointment. All other appointments are specific to the Mayor or a Ward and are noted as such.