

NEW BERN



NORTH CAROLINA

*Everything comes together here*

# Departmental Monthly Reports

---

October 2017

# Table of Contents

---

Development Services .....	1
Finance .....	3
Fire .....	4
Human Resources .....	5
Parks & Recreation.....	6
Police.....	7
Public Utilities .....	10
Public Works .....	15
Attendance for Board Appointees .....	17

## Development Services

### Inspections:

Overview	2016 YTD	% Change from Last Year	2017 YTD	SEPT 2017	% Change from Previous Month
Commercial Permits – New Construction	133	17%	160	9	31%
Residential Permits – New Single Family	67	31%	97	7	63%
Residential Permits – Additions/Remodels	177	1%	179	26	-4%
Mobile Homes	14	-300%	11	0	100%
Signs	32	6%	39	3	40%
Certificates of Occupancy – Residential	83	-8%	76	11	-38%
Certificates of Occupancy – Commercial	9	0%	9	0	0%
Total Permit Valuation	\$71,750,998	32%	\$94,702,170	\$39,694,451	-545%

### Community and Economic Development:

- **First Street Corridor:** Bi-weekly construction meetings continue. Plans close to completion for Workforce Development Training Center. Food programs initiative funding underway in collaboration with Veteran’s Organic Garden-grant to USDA submitted.
- **Habitat for Humanity:** Biddle Street Property is almost complete. Habitat has begun building new home on 3<sup>rd</sup> Ave.
- **CARTS:** Fixed route revisions coming soon with potential First Street drop/pick up site.
- **Revive Five:** Rebranding completed by Craven Community College Marketing Department and Greater Duffyfield Residents Council. Community event details will be announced in late October.
- **Paint Your Heart Out:** 2018 event scheduled for June 11-16. Partnering with Habitat for Humanity to expand their home renovation assistance.
- **CNI: Recidivism efforts:** YouthBuild collaborating with Craven Community College, Reentry Council, Craven County, Eastern Carolina Council, and Coastal Community Action in application for \$700,000 Department of Labor grant.
- **Veteran’s Employee Base Camp and Organic Garden:** The VEBCOG has applied for a grant through the USDA to expand their presence. Eastern Carolina Council, VEBCOG and Neuse River Community Development Corporation are collaborating on a food initiatives grant to expand the program.

### Other:

- City staff continues to work towards compliance with the National Flood Insurance Program (NFIP) to obtain acceptance into the Community Ratings System (CRS) program, which will offer flood insurance discounts to citizens. The new preliminary flood maps are available for public view at [www.ncfloodmaps.com](http://www.ncfloodmaps.com). Staff will offer citizen assistance in determining their flood risk at 303 First Street. The appeal/comment period will terminate on 11/17/17.

## Development Services

---

- **Zoning:** Thirty-one land-use approvals were issued during the month.
- **Board of Adjustment:** A meeting was not held in October.
- **Planning & Zoning Board:** There is one vacancy on the board, which is to be filled by Craven County. Staff has been informed that an appointee has been identified by the County.
- **HPC:** Provided staff support for the Historical Preservation Commission's regular meeting on October 18<sup>th</sup> for the following projects:  
New Applications:
  - A. 317 Pollock St. amendment—to include the removal of masonry, the enlargement of a doorway and the installation of a transom window in the tertiary AVC. Approved.
  - B. 310 Metcalf St.—to include the installation of a wooden picket fence in the primary AVC and a wooden 6-foot fence in the secondary and tertiary AVC's. Approved.
  - C. 611 E. Front St.—to include a wooden automatic-opening gate at driveway to match existing wood picket fence in the primary, secondary and tertiary AVC's. Approved.
  - D. 517 Johnson St.—to include the installation of a wooden automatic-opening gate between existing brick piers at driveway to match existing wood picket fence and a wooden picket gate at front walkway between existing brick piers in the primary AVC. Approved.Minor COA'S Issued:
  - A. 614 Middle St. — minor landscaping project in the secondary AVC.
  - B. B. 315A Pollock St.—installation of storm windows in the primary AVC.
  - C. C. E. Front St. (City of New Bern)—minor landscaping project in the primary AVC.
- **New Bern Area MPO:** Staff met with the newly appointed TAC member and Alderman Odham, to introduce the MPO and their role as a member.
- **GIS:** Attended the URISA GISPro conference to receive the Exemplary Systems in Government (ESIG) award and present on the same.

## Finance

### Fund Balance Available for Appropriation and Days Cash on Hand:

<b>Fund</b>	<b>As of 06/30/15</b>	<b>As of 06/30/16</b>	<b>Estimate for 6/30/17</b>	<b>Estimate for August 2017*</b>	<b>Estimate for September 2017*</b>
Water (Available)	\$7,885,359	\$8,497,223	\$6,298,597	\$5,800,246	\$5,775,876
Water (Days)	497	516	464	360	361
Sewer (Available)	\$3,441,193	\$3,422,417	\$4,035,133	\$3,133,618	\$3,199,970
Sewer (Days)	196	227	268	218	224
Electric (Available)	\$9,187,629	\$11,138,265	\$11,051,169	\$11,172,501	\$9,657,278
Electric (Days)	94	130	122	128	129
General (Available)	\$15,531,641	\$16,186,421	\$15,124,852	\$7,917,957	\$7,475,066
General %	56.95%	45.63%	38.87%	20.41%	19.27%

\*The actual fund balance and Days Cash on Hand for each fiscal year are determined after the completion of the Comprehensive Annual Financial Report. The amounts above are estimates based on current financial information.

#### Significant Issues:

None.

## Fire

### Fire Suppression:

<b>Incidents</b>	<b>2016 Total</b>	<b>2017 YTD</b>	<b>Last Month</b>	<b>Current Month</b>
*Number of Incidents	1,336	1,324	119	166
90% Response Time to Incidents	8 minutes 46 seconds	7 minutes 18 seconds	7 minutes 14 seconds	9 minutes 01 minutes
Endangered Property Value	\$10,115,346	\$13,887,730	\$310,000	\$6,159,930
Property Losses Due to Fire	\$598,831	\$1,411,940	\$9,500	\$25,500
Percentage of Saved Property Value	94.08%	82.12%	96.94%	99.59%
Overlapping Incidents	138	130	10	21

### Fire Prevention:

<b>Prevention Statistics</b>	<b>2016 Total</b>	<b>2017 YTD</b>	<b>Last Month</b>	<b>Current Month</b>
Fire Investigations	26	37	4	2
Fire Inspections	1,628	1,409	170	56
Permits Issued	118	75	5	11
Child-Passenger Seat Checks	247	192	20	15
People Educated Through Public Fire & Life-Safety Programs	12,951	8,821	537	4,282

### Narcans:

<b>Statistics</b>	<b>2016 Total</b>	<b>2017 YTD</b>	<b>Last Month</b>	<b>Current Month</b>
Overdose Calls Responded To	N/A	72	9	9
Instances Narcan Administered	N/A	13	0	1

### Significant Issues:

- 13 smoke alarms were installed this month; 158 in 2017 YTD; 132 in 2016 YTD.
- Continued with Leadership Development Training with Facilitator James Rowan via webinars.
- Fire prevention programs in our local schools continued this month providing entertaining yet educational programs and information to the students. This year's theme: "Every Second Counts...Plan 2 Ways Out."
- Fire department personnel participated in Mumfest by providing fire education and medical booths, fire safety house, and a static display.

## Human Resources

City-Wide Vacancies:

Department	Budgeted Positions	Separations During the Month	Positions Filled By External Candidates During the Month	Current Vacancies	Turnover FY16/17	Turnover FY17/18
Administration	12	1	0	1	0	1
Development Services	18	0	0	1	1	0
Finance	39	0	1	2	5	0
Fire	66	0	0	0	1	0
Human Resources	5	0	0	0	0	0
Parks & Recreation	29	0	0	1	3	0
Police	115	1	1	5	14	4
Public Utilities (Electric)	51	0	1	2	2	2
Public Works	47	1	2	2	7	4
Water Resources	78	0	0	1	9	0
Totals:	460*	3	5	15**	42	11

*\*Includes regular and 2 grant-funded positions approved for the fiscal year; also includes 1 part-time position in Parks & Recreation; does not include seasonal positions.*

*\*\*Current vacancies due to separations from employment, promotions, demotions and transfers.*

Safety News:

Workers' Compensation	2017	2018
Current Month's Claims	1 OSHA Recordable 1 Lost Time 0 Non-Recordable 0 Denied	2 OSHA Recordable 2 Lost Time 0 Non-Recordable 1 Denied
Year-to-Date Claims	13 Recordable 4 Non-Recordable	7 Recordable 3 Non-Recordable
Current Month Costs	\$35,175.19	\$25,071.86
Year-to-Date Costs	\$156,886.59	\$348,600.24

Other:

None

## Parks and Recreation

---

Significant Issues:

An offer was made for the position of Director of Parks and Recreation. Foster Hughes has accepted the position and will begin work on November 6<sup>th</sup>.



## Police

### Crime:

Incidents & Arrests	Current Month Total	2014 Total	2015 Total	2016 Total	2017 YTD
NIBRs* Group A Incidents	193	2,609	2,522	2,540	2,140
NIBRs* Group B Incidents (Arrests)	103	715	695	723	769
Adult Arrests	170	1,548	1,538	1,495	1,448
Juvenile Arrests	2	43	25	10	9
Total Arrests	172	1,591	1,563	1,505	1,457
Police Calls for Service	3,895	41,530	41,878	43,949	39,054
Business Alarms Dispatched	200	1,842	1,382	1,968	1,632
Residential Alarms Dispatched	54	782	777	878	628
Alarm Calls (PD Dispatched)	254	2,624	2,159	2,846	2,260

\*NIBRs = National Incident-Based Reporting System

Monthly and year-to-date totals are subject to change due to reports being submitted/merged after the month for which they were reported and to account for corrections/changes to the original classifications.

Index Crime Report	Current Month Total	2014 Total	2015 Total	2016 Total	2017 YTD
Homicide	0	0	9	3	4
Rape	1	9	5	11	5
Robbery	1	39	30	50	49
Aggravated Assault	4	70	68	82	80
B&E – Residence	14	192	181	168	134
B&E – Business	3	46	35	27	38
Theft from Motor Vehicle	16	204	157	173	163
Larceny	63	859	867	796	620
Motor Vehicle Theft	4	25	32	30	13
Arson	0	1	3	6	2
Total:	106	1,445	1,387	1,346	1,108

Criminal Investigations	Current Month Total	2014 Total	2015 Total	2016 Total	2017 YTD
Cases Assigned	12	205	141	179	161
Cases Closed	1	128	72	101	112

## Police

<b>Crime Analysis</b>		
Top 5 Calls for Service & Number of Incidents	<u>October 2017</u>	<u>2017 YTD</u>
	1) Traffic Stop/449 2) Follow Up/233 3) Citizen Assist/217 4) Alarm Business/197 5) Security Check Resident/178	1) Traffic Stop/4,932 2) Security Check Business/2,473 3) Follow Up/2,224 4) Citizens Assist/2,118 5) Alarm Business/1,605
Top 5 Calls for Service by Location and Number of Incidents	1) 601 George Street, New Bern Police Department/257 2) 3105 M.L. King Jr. Blvd, Wal-Mart/73 3) 5100 County Line Rd, Outside County/Training/59 4) Arlington Circle / Alexandria Circle/52 5) 411 Craven St, Magistrates Office Downtown/44	
Top 3 Crime Locations for Current Month and Number of Incidents	1) 3105 MLK Jr. Blvd., (Wal-Mart: Larceny)/10 2) 3034 MLK Jr. Blvd., (Belk: Larceny) 6 3) 3127 Elizabeth Ave., (HJ McDonald: Assault, Fight) 4	

<b>Cases of Note</b>	
2017:	
<b>2017-27503</b> Gunshot Victim: George St. / Julia Clay St.	Investigation Continues working on identifying suspects.
<b>2017-27220</b> Strong Arm Robbery: 3303 Dr. MLK Jr. Blvd.	Investigation Continues working on identifying suspects, video obtained.
<b>2017-30714</b> Homicide: Fleet St. /Pollock St.	Suspect identified and taken into custody.
<b>2017- 16299</b> Armed Robbery: 1425 Red Robin Ln. Apt C9; Papa John's Pizza Delivery	Suspect identified and taken into custody.
<b>2017- 32051</b> Armed Robbery: Madison Ave; Domino's Pizza Delivery.	Suspect identified and taken into custody.
<b>2017-35231</b> Armed Robbery: 1425 Red Robin Ln. Apt C9; Gina's Pizza Delivery.	Suspect identified and taken into custody.
<b>2017- 35377</b> Armed Robbery: 1018 Lees Ave; Papa John's Pizza Delivery.	Two suspects identified, warrants have been issued.

## Police

---

Personnel:

<b>Extra Duty Hours</b>	<b>2014 Total</b>	<b>2015 Total</b>	<b>2016 Total</b>	<b>2017 YTD</b>
	1,853.50	2,161.00	3,299.00	3,095.25

<b>Overtime in Dollars</b>	<b>Current Month</b>	<b>2014 Total</b>	<b>2015 Total</b>	<b>2016 Total</b>	<b>2017 YTD</b>
Office of the Chief	\$25.93	\$11,911.58	\$8,783.87	\$1,251.97	\$381.11
Operations Division	\$23,745.14	\$163,316.23	\$145,902.95	\$135,511.65	\$103,292.82
Services Division	\$9,555.40	\$63,974.62	\$62,686.44	\$58,035.21	\$58,035.03
Investigations Division	\$11,206.29	N/A	N/A	\$21,689.72	\$42,523.42
Total:	\$44,532.76	\$239,202.43	\$217,373.26	\$216,488.55	\$204,232.38

Significant Issues (not noted above):

None

## Public Utilities

---

### High-Profile Projects:

- **Advanced Metering Infrastructure Project**

This project involves installing a network of electric and water meters. We are currently reading 5,993 water meters and 13,866 electric meters with 3,329 disconnect meters; and 3,376 two-way load management switches having been installed.

We are well into the third and final phase of the project. We are establishing communication points around the City as required for communications back to the operations center. We are in the process of installing the last gateways in the Trentwoods and Havelock areas. We plan to complete this work by year end.
- **Overhead Line Rebuild**

Racetrack Road - We are working on upgrading the existing overhead line to feeder capacity. We have completed our work on this project.

Slocum Gate Flyover - We are working on the line upgrades for this NCDOT project. We will be relocating poles and converting a section of the Havelock feeder to underground for this project. All construction cost will be reimbursed by NCDOT. We are working on this project and will complete our work by mid-December.

Craven Street - We are replacing the fiber network along Craven Street to repair damages caused by wildlife.
- **New Underground Developments**

State Employees Credit Union - This is a new commercial service on Howell Road. We will soon install the underground primary cable, transformer and metering. We have completed our work on this project.

Bluewater Rise Subdivision - New underground residential subdivision. We will be extending our existing underground primary along Old Airport Road and into the new development. We have completed our work on this project.
- **Downtown Improvements- Overhead to Underground Conversion**

Pollock Street from Middle Street to and along Hancock Street. Install underground conduit and cable and decorative street lighting. We have completed our work on this project.
- **Township No. 7 Sewer Improvements – Phase III**

Sewer system infrastructure improvements for increasing transmission capacity. Staff has begun to make contact with the property owners from whom the City will need a utility easement in order to construct the project and legal documents for the easements are being prepared.
- **Water Resources Facility**

This involves the construction of a new facility adjacent to the City's existing water treatment plant to house the Water Resources operations and administration staff. The contractor has completed the majority of the required site work and begun on compacted in the stone base course of the parking and drive areas.
- **West New Bern Water System Improvements**

Water system infrastructure improvements between the Highway 17 and 55 corridors increasing available domestic and fire flow supplies. Staff has begun to make contact with the property owners from whom the City will need a utility easement in order to construct the project and legal documents for the easements are being prepared.

## Public Utilities

---


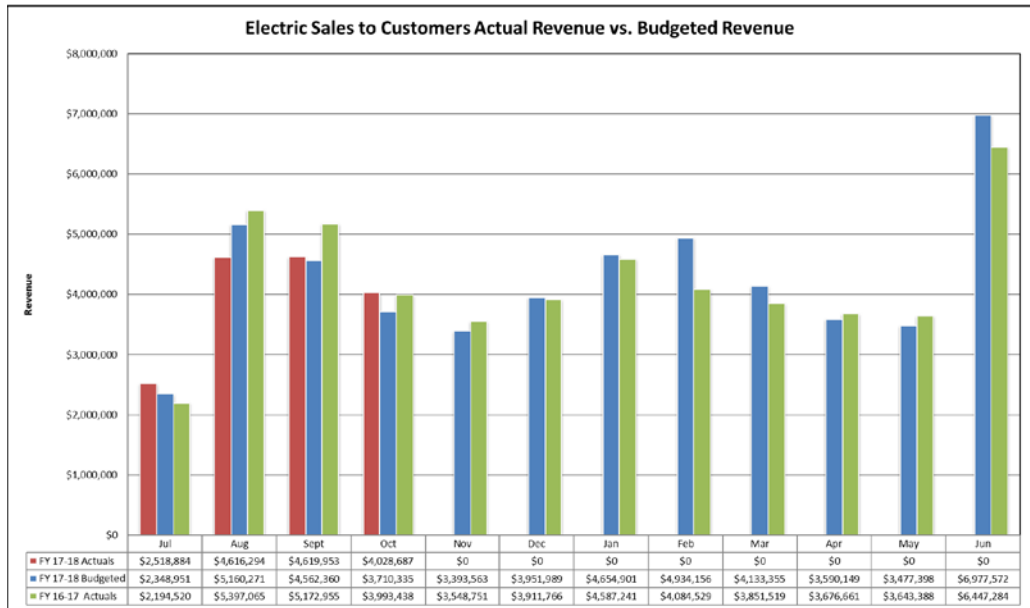

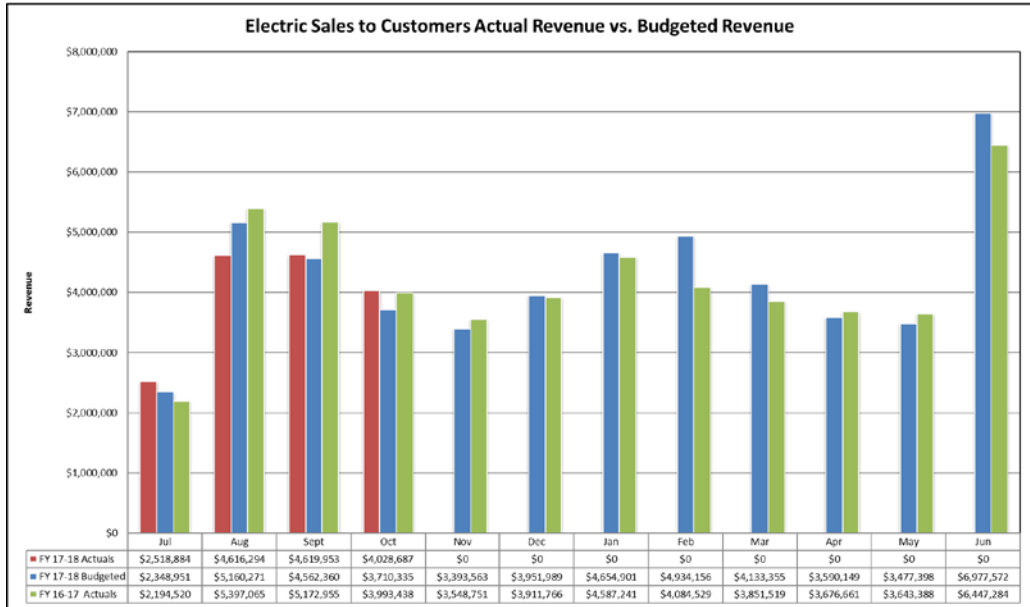
- **FY-17 Water and Sewer System Improvements**

Replacement of existing water and sewer infrastructure in the areas that will be included in the FY-17 repaving project. Public Utilities staff has worked closely with the Public Works staff to develop a list of water and sewer infrastructure items that are in need of repair/replacement prior to beginning the FY-17 repaving project. The water and sewer work along Meadows Drive is now complete and the asphalt patching contractor is currently working to patch the utility trenches. Once complete, the patching contractor will move to Cedar Street and Chapman Street.

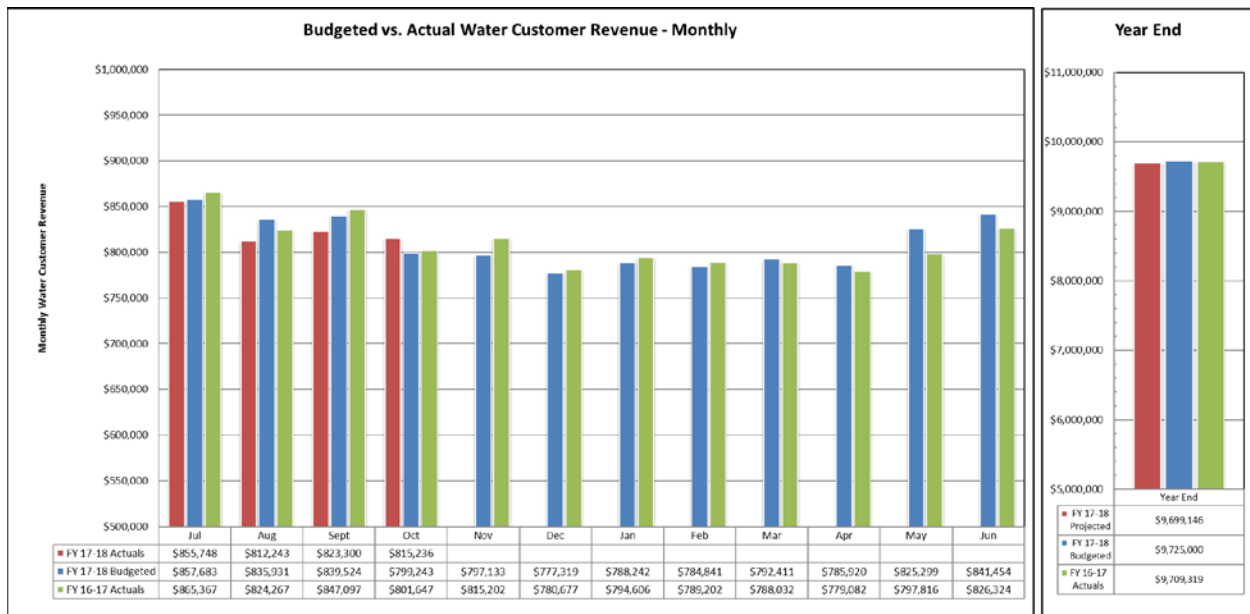
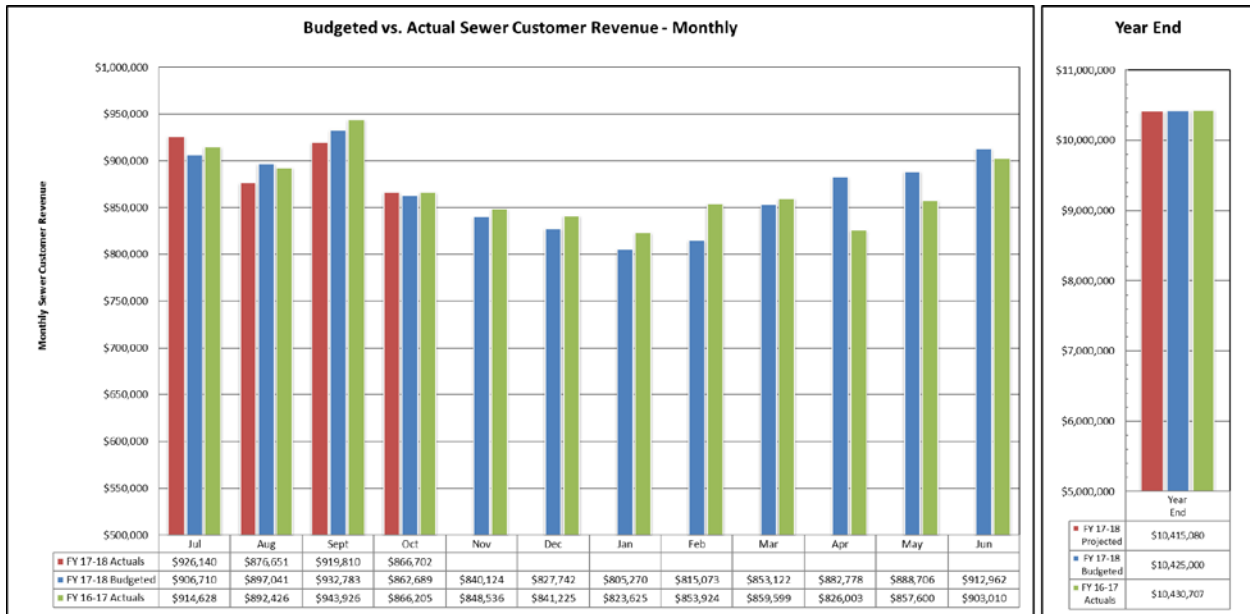
## Public Utilities

<b>Electric System Outages and Reliability Statistics</b>				
10-01-17 to 10-31-17				
SAIDI (minutes)	SAIFI (number of interruptions)	CAIDI (minutes)	ASAI (percent)	
7.009	0.113	61.968	99.9987	
10-01-15 to 10-31-16				
SAIDI (minutes)	SAIFI (number of interruptions)	CAIDI (minutes)	ASAI (percent)	
5.42	0.145	37.934	99.9999	
Oct-17				
Sched/Unsched	Cause	Substation	Circuit	Total Outages
Unscheduled	Squirrel			2
Unscheduled	Bird			2
Scheduled	Scheduled			
Unscheduled	Equipment Worn Out			
	Equipment			
Unscheduled	Replacement			
Unscheduled	Weather			7
Unscheduled	Vehicle Accident			2
Unscheduled	Vine			1
Unscheduled	Electrical Failure			4
Unscheduled	Construction			
Unscheduled	Tree			3
	Contact with Foreign			
Unscheduled	Object			
Unscheduled	Unknown/Other			1
			<b>Total</b>	<b>22</b>

# Public Utilities



# Public Utilities





## Public Works

### Leaf and Limb:

Service Provided (Tons)	FY15-16 Total	FY16-17 YTD	FY17-18 YTD	October 2017
White Goods Collected	18.00	12.38	13.50	3.38
Brown Goods Collected	3,539.16	3,689.40	1,237.20	303.60
Yard Waste Received	17,958.92	14,530.76	4,934.13	1,328.58
Mulch Dispersed	8,556.95	3,864.30	2,319.19	534.42

### City Garage:

Costs	FY15-16 Total	FY16-17 YTD	FY17-18 YTD	October 2017
<b>Services Provided by City Garage:</b>				
Vehicles Serviced	1,643	1,692	652	174
Total Labor Cost	\$ 53,147.90	\$ 52,205.30	\$19,776.35	\$ 5,162.27
Total Parts Cost	\$150,034.08	\$151,894.04	\$59,703.63	\$14,278.66
Total Cost (Parts + Labor)	\$203,181.98	\$204,099.34	\$79,479.98	\$19,440.93
<b>Services Provided by Contract:</b>				
Vehicles Serviced	674	542	197	45
Total Labor Cost	\$116,862.45	\$111,212.64	\$ 32,332.28	\$ 7,750.18
Total Parts Cost	\$198,068.81	\$174,965.06	\$ 72,908.20	\$25,087.23
Total Cost (Parts + Labor)	\$314,931.26	\$283,177.70	\$105,240.48	\$32,837.41
<b>Total Services Provided (City Garage &amp; Contract):</b>				
Vehicles Serviced	2,317	2,234	849	219
Total Labor Cost	\$170,010.35	\$160,418.57	\$ 52,108.62	\$12,912.44
Total Parts Cost	\$348,052.89	\$327,129.10	\$132,615.84	\$39,365.90
Total Cost (Parts + Labor)	\$518,063.24	\$487,277.04	\$184,720.46	\$52,278.34

Cost by Department	FY15-16 Total	FY16-17 Total	FY17-18 YTD	October 2017
Public Utilities (Electric)	\$ 96,332.89	\$ 89,722.68	\$32,606.88	\$ 6,636.91
Public Utilities (W&S)	\$120,158.73	\$106,384.36	\$48,081.12	\$13,477.22
Police	\$ 85,547.12	\$ 75,648.03	\$34,059.18	\$10,640.96
Recreation & Parks	\$ 45,296.72	\$ 42,286.71	\$11,641.12	\$ 4,795.38
Finance	\$ 15,044.94	\$ 11,181.78	\$ 6,045.72	\$ 1,392.85
Public Works	\$ 86,585.97	\$ 96,169.46	\$27,291.78	\$ 7,735.22
Fire / Rescue	\$ 54,913.63	\$ 63,315.27	\$24,185.25	\$ 7,458.50
Human Resources	\$ 13.01	\$ 619.44	\$ 309.84	\$ 32.26
Development Services	\$ 6,727.03	\$ 1,911.96	\$ 499.58	\$ 109.06

## Public Works

---

Significant Issues:

None

## Attendance for Board Appointees

<b>Board of Adjustment</b>			
<b>Appointee</b>	<b>October Attendance*</b>	<b>Meetings Missed in 2017 To Date</b>	<b>Appointed By</b>
Alfred Barfield	N/A	1	Mayor
Richard Parsons	N/A	0	Ward 1
Sarah Afflerbach	N/A	2	Ward 2
Peter Walker	N/A	0	Ward 3
Benjamin Beasley	N/A	1	Ward 4
Kenneth Brown	N/A	0	Ward 5
John Riggs	N/A	2	Ward 6
Kenneth "Kip" Peregoy	N/A	0	Mayor Outlaw
Steve Strickland	N/A	0	Mayor Outlaw
Lois Jamison	N/A	3	Schaible
Edward Bellis, III	N/A	1	Not Available
Ross Beebe	N/A	1	Not Available

\*A meeting was not held in October.

<b>Community Development Advisory Committee</b>			
<b>Appointee</b>	<b>October Attendance*</b>	<b>Meetings Missed in 2017 To Date</b>	<b>Appointed By</b>
Corinne Corr	N/A	0	Ward 1
Carol Williams	N/A	0	Ward 2
Marshall Williams	N/A	2	Ward 3
Vernon Guion	N/A	0	Ward 4
Dell Simmons	N/A	3	Ward 5
Mary Shepard	N/A	0	Ward 6

\*Meetings are held quarterly. A meeting was not held in October.

<b>Craven County Tourism Development Authority</b>			
<b>Appointee</b>	<b>October Attendance</b>	<b>Meetings Missed in 2017 To Date</b>	<b>Appointed By</b>
Mark Stephens	Present	0	BOA

## Attendance for Board Appointees

<b>Eastern Carolina Council of Government</b>			
<b>Appointee</b>	<b>October Attendance*</b>	<b>Meetings Missed in 2017 To Date</b>	<b>Appointed By</b>
Victor Taylor	N/A	1	White

\*Attendance is only *required* at January and June meetings.

<b>Friends of New Bern Firemen's Museum, Inc. Board of Directors</b>			
<b>Appointee</b>	<b>October Attendance</b>	<b>Meetings Missed in 2017 To Date</b>	<b>Appointed By</b>
Nancy Mansfield	Present	0	Ward 1
Mike Markham	Present	0	Ward 2
David Finn	Present	0	Ward 3
Juleon Dove	Present	7	Ward 4
Dell Simmons	Absent	4	Ward 5
Carol Zink	Present	2	Ward 6
Gary Lingman	Present	1	Mayor
Bill Frederick	Absent	1	Blackiston
Bobby Aster	Present	1	White
Richard Blythe	Present	2	Blackiston

<b>Historic Preservation Commission</b>			
<b>Appointee</b>	<b>October Attendance</b>	<b>Meetings Missed in 2017 To Date</b>	<b>Appointed By</b>
David Griffith	Present	5	Mayor
Joe Anderson	Present	0	Ward 1
Dr. Ruth Cox	Present	2	Ward 2
Rich Frye	Present	3	Ward 3
Nancy Gray	Absent	2	Ward 4
James Woods Jr.	Present	2	Ward 5
Jim Morrison	Present	0	Ward 6
Tripp Eure	Present	0	Blackiston
James Herring	Present	1	White

## Attendance for Board Appointees

<b>Housing Authority of the City of New Bern</b>			
<b>Appointee</b>	<b>October Attendance</b>	<b>Meetings Missed in 2017 To Date</b>	<b>Appointed By</b>
Steve Strickland	Present	2	Mayor
Joe Anderson	Present	0	Mayor
Pete Monte	Present	1	Mayor
Barbara Lee	Present	4	Mayor
Rob Overman	Present	0	Mayor
Molichia Hardy	Present	1	Mayor
Willie Newkirk, Sr.	Present	1	Mayor
Bill Frederick	Present	3	Mayor
Carol Becton	Present	2	Mayor
Denise Harris-Powell	Present	2	Mayor
Thomas Hardin	Present	0	Mayor

<b>New Bern Appearance Commission</b>			
<b>Appointee</b>	<b>October Attendance</b>	<b>Meetings Missed in 2017 To Date</b>	<b>Appointed By</b>
Peggy Broadway	Present	0	Ward 1
James Dugan	Present	0	Ward 2
Joseph Cannon	Present	1	Ward 3
Rose Williams	Present	0	Ward 4
Mattie Tatum	Absent	3	Ward 5

<b>New Bern Area Metropolitan Planning Organization – Transportation Advisory Committee</b>			
<b>Appointee</b>	<b>October Attendance *</b>	<b>Meetings Missed in 2017 To Date</b>	<b>Appointed By</b>
Jeffrey Odham	N/A	0	Kinsey
Bernard White (Alternate)**	N/A	1	Kinsey

\*\*Alternate only *required* when regular appointee is not in attendance. \* A meeting was not held in October. On October 17, 2017, Alderman Odham was appointed to replace Alderman Mitchell on the MPO.

## Attendance for Board Appointees

<b>New Bern-Craven County Public Library Board of Trustees</b>			
<b>Appointee</b>	<b>October Attendance</b>	<b>Meetings Missed in 2017 To Date</b>	<b>Appointed By</b>
Carol Becton	Present	3	Not Available
Esther Hardin	Present	0	Not Available
Erika Foluke	Present	3	Taylor
Ethel Staten	Present	0	Taylor
Victor Taylor	Absent	3	Not Available

<b>Planning &amp; Zoning Board</b>			
<b>Appointee</b>	<b>October Attendance *</b>	<b>Meetings Missed in 2017 To Date</b>	<b>Appointed By</b>
Willie Newkirk, Sr.	N/A	1	Mayor
Jerry Walker	N/A	2	Ward 1
Carol Williams	N/A	3	Ward 2
Gaspar Sonny Aluzzo	N/A	1	Ward 3
Raymond Layton	N/A	0	Ward 4
Jeffery Midgett	N/A	1	Ward 5
Pat Dougherty	N/A	0	Ward 6

\*A meeting was not held in October.

<b>Police Civil Service Board</b>			
<b>Appointee</b>	<b>October Attendance*</b>	<b>Meetings Missed in 2017 To Date</b>	<b>Appointed By</b>
Phil Childrey	N/A	0	Odham
Jon Skinner	N/A	0	Mitchell
Craig Baader	N/A	0	Mitchell
Roger Bellamy	N/A	0	White
Chip Hughes	N/A	0	Odham

\*Meetings are held for appeals of disciplinary actions only. A meeting was not required in October

NOTE: At-large appointments reflect the name of the Governing Board member who made the appointment. All other appointments are specific to the Mayor or a Ward and are noted as such.